

## **Historic, archived document**

Do not assume content reflects current scientific knowledge, policies, or practices.



62.37

13350

7cd.

PLANT EXPLORATION  
 AND INTRODUCTION  
 Rec'd APR 4 - 1935 ★  
 Answered \_\_\_\_\_



NURSERY STOCK  
 OF DISTINCTION



COMPLETE LANDSCAPE  
 DEPARTMENT

LIBRARY  
 RECEIVED  
 ★  
 U. S. Department of Agriculture

MRS. AARON WARD

*The*  
*Westminster Nursery*  
 WESTMINSTER MARYLAND

# TO OUR PATRONS—

We send you greetings and present to you our catalogue which we sincerely hope will prove interesting and valuable and be your constant planting companion. It is entirely new from cover to cover, designed for convenience and usefulness.

We take this opportunity to thank our customers for their liberal patronage of past seasons, and respectfully solicit future orders. Our progress has been steady, and the wonderful way that we receive repeat orders from our customers is the greatest tribute we know of—and we realize with happy satisfaction that so many of our past patrons have contributed to our success by recommending our stock to their friends.

It would be a pleasure to have you visit us here at Westminster, and we are sure your visit would be interesting and pleasant. If, however, this is not convenient, send in your order, and you may be certain it will be filled to your entire satisfaction with stock that is first-class in every respect, carefully dug and expertly packed.

Remember, we are always pleased to serve you, whether your order is large or small, and each and every order receives the same careful and personal attention. For over forty years we have been serving a long list of patrons, and rank as one of the largest growers in the country.

There is one important point which we particularly want to stress; namely, that every item offered in this catalog is grown right here in our own nursery. Each year we start thousands of tiny plants of every description in our extensive Propagating and Greenhouse Departments—plants that some day will be giants of the forest; or bold, sweeping lawn specimens; or fragrant flowering shrubs; or perhaps delightful Alpine plants nestling between the stones of the rock garden.

And from the very time when these plants are started until, perhaps many years later, some of them become a harmonious part of your homegrounds, they have had the very best care and attention possible to give a growing plant by scientific, modern methods. Furthermore, and so mightily important, every single plant delivered to you is freshly dug and the plant is vibrant, alive, eager-to-grow.

This catalog covers practically all of our stock; yet, we have still many more varieties and sizes of plants which are not listed. Therefore, if you do not find herein a particular plant you are interested in, please write or get in touch with us—more than likely we will have it.

And now, just one more word before you turn the pages of the catalog—we hope you will like it and we shall look forward to hearing from you.



Mr. J. E. Stoner, Proprietor of the Westminster Nursery, brings you his personal message of greeting and extends his appreciation of your patronage.

## PLEASE READ THIS WITH CARE—

*It Will Help Us to Serve You Better*

**HOW TO ORDER.** Please order early. Use our order sheets whenever possible, and be sure to always write your name and address plainly. Give Post Office, County and State, and do this every time you write. List varieties and sizes of Nursery stock exactly as printed in the catalog. State how the goods are to be shipped, whether by mail, express or freight, and to what point goods are to be sent. Keep a correct copy of the order and check off the items when they arrive. Ladies will please oblige us by prefixing their names with "Miss" or "Mrs." as the case may be. No change or countermands of an order may be considered final without our written consent.

**SUBSTITUTION.** It is our custom, should the supply of a variety become exhausted, which occasionally occurs in all nurseries, to substitute in its stead a similar sort, properly

labeled. If you prefer not to have us do this, write "No Substitution" on your order.

**PACKING.** All orders are packed with the utmost care and as lightly as possible, thereby reducing the expense of transportation to a minimum. All goods at prices quoted are packed free. Everything is labeled.

**SHIPPING.** We are located on the Western Maryland Railroad which has prompt connection with the Pennsylvania R. R., the Baltimore and Ohio R. R. and the Norfolk and Western R. R. Truck Transportation Companies and Through Bus Lines pass our office on regular schedules. Our shipping season for spring begins about March 1st and continues until the last of June; our fall season begins about August 20th and continues until the ground is frozen, oftentimes until after Christmas.



**TRUCK DELIVERY.** We can frequently make deliveries with our trucks by special arrangements.

**SHIPMENTS BY PARCEL POST.** Many of the smaller sized deciduous plants can be shipped to advantage by parcel post. Usually, plants should not be more than three feet in height for parcel post shipments.

**TERMS.** Payment should be made at time of ordering or before shipment, when ordered direct from the Nursery. If order is placed with one of our bonafide salesmen, payment may be made in cash on delivery. We prefer to make no shipment C. O. D., but will, when requested, ship in this way, provided twenty-five per cent of the amount of an order is sent with the order, with return charges added. Kindly remit by Postal Money Order, Registered Letter, Draft, Express Money Order or personal check. Please do not ask us to open accounts for less than \$10.00 orders. Prices in this catalog cancel previous quotations. We reserve the right to change prices without notice.

**RATES.** 1 to 4 plants of one variety and size will be sold at the each rate; 5 to 24 plants of one variety and size will be sold at the ten rate; 25 to 249 plants of one variety and size will be sold at the hundred rate; 250 or more plants of one variety and size will be sold at the thousand rate. The rates quoted govern the prices.

**CLAIMS AND ADJUSTMENTS.** Any error or omission on our part will be satisfactorily adjusted if notification is given within five days from receipt of goods. Damages in transit should be taken up immediately with your Express or Freight Agent; advise us at the same time which will help us to help you.

**GUARANTEE.** All stock is guaranteed to reach you in good condition. In most cases the success or failure of growth depends in a large degree on the care and management of the stock after it is received by the customer. Remember, a tree, shrub or plant is a living organism as much as any animal or person. It breathes, drinks and feeds and is liable to attacks of disease and insects; therefore, it is humanly impossible for us to guarantee growth or to be responsible for stock after it is delivered to our customers in good condition. The greatest care is exercised to keep our stock clean and true to name, and while we hold ourselves in readiness, on proper proof, to replace free of charge all trees, etc., that may prove otherwise, or refund the amount paid, we give no warranty, expressed or implied, as to description, quality, productiveness or any other matter of any Nursery stock, seeds, bulbs or plants we sell. A Maryland State Certificate of Inspection is attached to each shipment.

**LOCATION.** The Westminster Nursery is located on Route No. 140, adjoining Westminster, the County Seat of Carroll County, Maryland, and is twenty-eight miles Northwest of Baltimore, Md., and twenty-two miles south of Gettysburg, Penna.

**LETTER QUOTATIONS.** We are pleased to quote Special Letter Prices and Terms when you send us your list stating quantity of each variety and sizes of plants wanted.

WESTERN UNION TELEGRAPH, Westminster, Maryland  
LONG DISTANCE TELEPHONE, No. 222,  
Westminster, Maryland



The two top pictures are examples of how we handle and transplant large shade and evergreen trees. The center picture shows our office building and a partial view of the office grounds. The lower left-hand picture is a view of one of our large blocks of evergreens. The lower right-hand picture shows a partial view of some of our greenhouses, cold-frames and packing buildings.



## Landscape Department

*W*E are prepared to design and execute Alpine Gardens, Perennial Borders, naturalistic rock work, pools and the complete development of large and small estates, small homes, churches, schools; in fact, any situation that calls for plant material.

Being growers, we have the advantage of knowing the exact requirements of the different plants. Naturally, this knowledge is essential to the attainment of best results in landscape composition.

Many persons have excellent ideas about the development of their home-grounds; and yet, before carrying out these ideas, they like to have the expert advice and suggestions of those who thoroughly understand planting problems. Others have peculiar and complicated problems that need just a certain touch to create the proper picture. Still others want their grounds landscaped with all possible haste.

### *Complete Landscape Service*

Our Landscape Department is complete and competent. No matter what your problems, write to us. We frequently give adequate landscaping advice by mail; but better still, make an appointment for one of our men to call on you and go over your requirements in person—if necessary, he will draw you an accurate plan which will enable you to easily visualize your particular planting, giving complete estimate of the cost.

This service is without obligation to you. The plans drawn by us are the property of the Westminster Nursery until the client places with us his order for the plant material or work called for on the plan, after which the plan becomes the sole property of the client.

To those who are at very distant points from Westminster we make a nominal charge to cover traveling expenses and actual time consumed. Appointments can be made by your personal visit, by letter, or by telephone, "Westminster 222."

### *Large Tree Moving*


Our fleet of trucks, equipped with powerful motor-driven wenchers, make large tree moving easy and safe. The trees are dug in such a manner that none of the important roots are the least bit disturbed or removed from the earth in which they were growing. The trees are quickly transported to their new location and continue to grow and live as if they had not been moved at all.

Our Large Tree Moving Department has grown to be one of our most important departments. Naturally, thorough knowledge and understanding of the work, coupled with modern equipment and competent men, account for the continued success of this department.

Let us give you our estimate on moving large shade trees, Evergreens, Boxwood, etc. Often a favorite tree outgrows its location; or immediate landscape effect might be desired—whatever the case, we can serve you satisfactorily at low cost.

### *Large Trees*

We can supply large, developed trees in most of the standard varieties of Shade Trees, Evergreens and Fruit Trees. Many of these trees measure from six inches to more than one foot through the trunks. Let us give you our quotations on large trees.



A Group Planting of Evergreens.

## EVERGREENS

Green of every shade and hue, charmingly contrasted with blue, gold and gray, their foliage is always pleasing. Pyramidal or erect, globular or spreading, you can find forms for every fancy. For groups or screening, in shelter planting or hedges, you have nothing quite to equal them. In summer they are attractive, in winter they offer a comforting note to the bleak landscape and under the weight of ice and snow their great drooping branches lend enchantment and cheer. Evergreen trees when received from the Nursery are balled and burlapped. Our experience proves to us that Evergreens handled this way (B&B) can be planted as soon as the frost leaves the ground in spring and up until the ground is frozen again in the fall or early winter.

When planting Evergreens, dig the hole eight to ten inches larger than the ball, and about one inch deeper; the burlap should be loosened and laid down in the hole or removed if possible to do so without breaking the soil from the roots. Step back and see if the plant is straight and placed to the best advantage in relation to other plants and surroundings. Now fill the hole almost full of soil, pack firmly, and then fill with water. After the water has soaked down, fill completely with soil and tramp it down until it is firm and level.

At all times keep the soil cultivated. In dry weather, water at intervals of seven to ten days. Water thoroughly and see that it penetrates well down to the roots. Watering or sprinkling a little every day does more harm than good. Evergreens will grow in any good garden soil.

Our Evergreens are all carefully grown, well-spaced for symmetrical development, are root and top-pruned into shapely, compact plants. Most all Evergreens have to be sheared to develop into specimens, especially those used in foundation plantings.

### *Chamaecyparis—The Retinospora and Cypress*

**Chamaecyparis lawsoniana** (Lawson Cypress). 100-150 ft. One of the most beautiful conifers, with horizontally spreading and usually pendulous branches.

|                |      |        |               |       |        |
|----------------|------|--------|---------------|-------|--------|
|                | Each | Per 10 |               | Each  | Per 10 |
| 15 to 18 in... | 1.10 | 9.00   | 3½ to 4 ft... | 5.00  | 40.00  |
| 18 to 24 in... | 1.50 | 12.50  | 4 to 5 ft...  | 8.00  | 65.00  |
| 2 to 2½ ft...  | 2.00 | .....  | 5 to 6 ft...  | 11.00 | 93.50  |
| 2½ to 3 ft...  | 3.00 | .....  | 6 to 7 ft...  | 15.00 | 122.00 |
| 3 to 3½ ft...  | 3.75 | 31.00  | 7 to 8 ft...  | 19.00 | 150.00 |

**C. lawsoniana alumi** (Scarab Cypress). 100-150 ft. Handsome columnar tree with foliage of a bluish, metallic hue.

|                |      |        |               |      |        |
|----------------|------|--------|---------------|------|--------|
|                | Each | Per 10 |               | Each | Per 10 |
| 18 to 24 in... | 2.25 | 19.00  | 3 to 3½ ft... | 5.50 | 47.00  |
| 2 to 2½ ft...  | 3.50 | 28.00  | 3½ to 4 ft... | 6.75 | 55.00  |
| 2½ to 3 ft...  | 4.50 | 37.50  |               |      |        |

**C. obtusa** (Hinoki Cypress). 25-35 ft. Broad, pyramidal, with horizontal, lustrous dark green foliage.

|               |      |        |              |      |        |
|---------------|------|--------|--------------|------|--------|
|               | Each | Per 10 |              | Each | Per 10 |
| 3 to 3½ ft... | 3.75 | 30.00  | 5 to 6 ft... | 6.75 | 55.00  |
| 3½ to 4 ft... | 4.50 | 37.50  | 6 to 7 ft... | 8.00 | 65.00  |
| 4 to 5 ft...  | 5.50 | 47.00  |              |      |        |

**C. obtusa compacta** (Football Cypress). 3-5 ft. Dwarf, compact, rich green foliage. Useful in foundations, formal plantings or rock gardens.

|                  |      |        |                  |      |        |
|------------------|------|--------|------------------|------|--------|
|                  | Each | Per 10 |                  | Each | Per 10 |
| 12 to 15 in..... | .80  | 6.50   | 15 to 18 in..... | 1.10 | 9.50   |

**C. obtusa crispis** (Cripp's Golden Cypress). 8-10 ft. Slow growing with golden yellow foliage.

|                  |      |        |                  |      |        |
|------------------|------|--------|------------------|------|--------|
|                  | Each | Per 10 |                  | Each | Per 10 |
| 12 to 15 in..... | 1.10 | 9.50   | 18 to 24 in..... | 3.00 | 25.00  |
| 15 to 18 in..... | 1.90 | 14.50  |                  |      |        |





A Foundation Planting of Evergreens.

CHAMAECYPARIS — *Continued*

**C. obtusa gracilis** (Slender Hinoki Cypress). 12-15 ft. A rugged pyramid with dark, rich green foliage. Very picturesque.

|              |       | Each | Per 10 |              |       | Each | Per 10 |
|--------------|-------|------|--------|--------------|-------|------|--------|
| 10 to 12 in. | ..... | .80  | .....  | 15 to 18 in. | ..... | 1.90 | 14.50  |
| 12 to 15 in. | ..... | 1.10 | 9.50   | 18 to 24 in. | ..... | 3.00 | 25.00  |

**C. obtusa nana** (Dwarf Hinoki Cypress). 2-3 ft. The most dwarf and compact of all the Cypress; very useful in the rock garden or tubs. The foliage is rich green. Assumes an interesting, aged appearance.

|             |       | Each | Per 10 |
|-------------|-------|------|--------|
| 8 to 10 in. | ..... | 1.90 | 14.50  |

**C. pisifera** (Sawara Retinospora). 25-35 ft. Quick growing, of pyramidal shape, with horizontal branches. The foliage is a deep, glossy green.

|              |       | Each | Per 10 | Per 100 |
|--------------|-------|------|--------|---------|
| 15 to 18 in. | ..... | .80  | 6.50   | 52.50   |
| 18 to 24 in. | ..... | 1.10 | 9.50   | 75.00   |
| 2 to 2½ ft.  | ..... | 1.90 | 14.50  | 125.00  |
| 2½ to 3 ft.  | ..... | 2.25 | 19.00  | 150.00  |
| 3 to 4 ft.   | ..... | 3.00 | 25.00  | 200.00  |
| 4 to 5 ft.   | ..... | 3.75 | 31.00  | 250.00  |
| 5 to 6 ft.   | ..... | 5.50 | 47.00  | 375.00  |

**C. pisifera aurea** (Golden Sawara Retinospora). 25-35 ft. The foliage is a bright golden yellow, especially in the spring.

|              |       | Each | Per 10 | Per 100 |
|--------------|-------|------|--------|---------|
| 15 to 18 in. | ..... | .80  | 6.50   | 52.50   |
| 18 to 24 in. | ..... | 1.10 | 9.50   | 75.00   |
| 2 to 2½ ft.  | ..... | 1.90 | 14.50  | 125.00  |
| 2½ to 3 ft.  | ..... | 2.25 | 19.00  | 150.00  |
| 3 to 4 ft.   | ..... | 3.00 | 25.00  | 200.00  |
| 4 to 5 ft.   | ..... | 3.75 | 31.00  | 250.00  |
| 5 to 6 ft.   | ..... | 5.50 | 47.00  | .....   |
| 6 to 7 ft.   | ..... | 8.00 | 65.00  | .....   |

**C. pisifera filifera** (Thread Retinospora). 15-20 ft. Has long drooping branches with bright green foliage. Very graceful and decorative, useful in all evergreen plantings.

|              |       | Each | Per 10 |            |       | Each | Per 10 |
|--------------|-------|------|--------|------------|-------|------|--------|
| 15 to 18 in. | ..... | .80  | 6.50   | 3 to 4 ft. | ..... | 3.00 | 25.00  |
| 18 to 24 in. | ..... | 1.10 | 9.50   | 4 to 5 ft. | ..... | 4.50 | 37.50  |
| 2 to 2½ ft.  | ..... | 1.35 | 11.00  | 5 to 6 ft. | ..... | 6.00 | 50.00  |
| 2½ to 3 ft.  | ..... | 1.90 | 14.50  | 6 to 7 ft. | ..... | 8.25 | 70.00  |

**C. pisifera plumosa** (Plume Retinospora). 25-35 ft. Light green foliage, soft and feathery. When sheared, makes a compact plant which can be used either around the foundation of the house or as a lawn specimen.

|              |       | Each | Per 10 | Per 100 |
|--------------|-------|------|--------|---------|
| 12 to 15 in. | ..... | .45  | 3.75   | 30.00   |
| 15 to 18 in. | ..... | .70  | 5.50   | 45.00   |
| 18 to 24 in. | ..... | .90  | 7.50   | 60.00   |
| 2 to 2½ ft.  | ..... | 1.10 | 9.50   | 75.00   |
| 2½ to 3 ft.  | ..... | 1.90 | 14.50  | 125.00  |
| 3 to 4 ft.   | ..... | 3.00 | 25.00  | 200.00  |
| 4 to 5 ft.   | ..... | 5.50 | 37.50  | 300.00  |
| 5 to 6 ft.   | ..... | 6.00 | 50.00  | .....   |
| 6 to 7 ft.   | ..... | 8.25 | 70.00  | .....   |

**C. pisifera plumosa aurea** (Goldenplume Retinospora). 25-35 ft. Bright golden yellow. A strikingly individual form which makes an interesting contrast against the usual green of evergreens.

|              |       | Each | Per 10 | Per 100 |
|--------------|-------|------|--------|---------|
| 12 to 15 in. | ..... | .70  | 5.50   | 45.00   |
| 15 to 18 in. | ..... | .90  | 7.50   | 60.00   |
| 18 to 24 in. | ..... | 1.10 | 9.50   | 75.00   |
| 2 to 2½ ft.  | ..... | 1.35 | 11.00  | 90.00   |
| 2½ to 3 ft.  | ..... | 1.90 | 14.50  | 125.00  |
| 3 to 4 ft.   | ..... | 3.00 | 25.00  | .....   |
| 4 to 5 ft.   | ..... | 4.50 | 37.50  | .....   |
| 5 to 6 ft.   | ..... | 6.00 | 50.00  | .....   |
| 6 to 7 ft.   | ..... | 8.25 | .....  | .....   |

**C. pisifera squarrosa** (Moss Retinospora). 25-30 ft. Broadly pyramidal with soft, moss-like foliage. Silver-blue in color; very adaptable to severe shearing.

|              |       | Each | Per 10 |              |       | Each | Per 10 |
|--------------|-------|------|--------|--------------|-------|------|--------|
| 12 to 15 in. | ..... | .80  | 6.50   | 18 to 24 in. | ..... | 1.50 | 12.50  |
| 15 to 18 in. | ..... | 1.00 | 8.50   |              |       |      |        |

**C. pisifera squarrosa veitchi** (Veitch's Moss Retinospora). 25-30 ft. Blue-gray, feathery, dense foliage, giving a soft woolly appearance.

|              |       | Each | Per 10 | Per 100 |
|--------------|-------|------|--------|---------|
| 12 to 15 in. | ..... | .70  | 5.50   | 45.00   |
| 15 to 18 in. | ..... | 1.00 | 8.50   | 70.00   |
| 18 to 24 in. | ..... | 1.35 | 11.00  | 90.00   |
| 2 to 2½ ft.  | ..... | 1.90 | 14.50  | 125.00  |
| 2½ to 3 ft.  | ..... | 2.25 | 19.00  | .....   |
| 3 to 4 ft.   | ..... | 3.40 | .....  | .....   |

## Juniperus — *The Junipers*

**Juniperus chinensis** (Chinese Juniper). 15-20 ft. A handsome, gray-green tree, very hardy and easy to grow. Pyramidal in habit, but can be kept lower and shrubbier. Fine as a neutral background for flowering shrubs and other low evergreens when planted in large groups.

|    |             | Each | Per 10 |    |            | Each | Per 10 |
|----|-------------|------|--------|----|------------|------|--------|
| 18 | to 24 in... | 1.65 | 13.50  | 2½ | to 3 ft... | 3.50 | 28.00  |
| 2  | to 2½ ft... | 2.25 | 19.00  | 3  | to 4 ft... | 4.50 | 37.50  |

**J. chinensis albovariegata** (Whiteleaf Chinese Juniper). 6-7 ft. Light bluish foliage intermingled with cream-colored branches making a very distinctive plant of formal pyramidal shape.

|    |               | Each | Per 10 |    |               | Each | Per 10 |
|----|---------------|------|--------|----|---------------|------|--------|
| 12 | to 15 in..... | .90  | 7.50   | 18 | to 24 in..... | 1.35 | 11.00  |
| 15 | to 18 in..... | 1.10 | 9.00   |    |               |      |        |

**J. chinensis columnaris (pyramidalis)** (Columnar Chinese Juniper). 15-20 ft. Grows rapidly, forming a tall, narrow column of gray-green foliage.

|    |              | Each | Per 10 |   |             | Each | Per 10 |
|----|--------------|------|--------|---|-------------|------|--------|
| 2  | to 2½ ft.... | 1.65 | 13.50  | 4 | to 5 ft.... | 4.50 | 37.50  |
| 2½ | to 3 ft....  | 3.00 | 25.00  | 5 | to 6 ft.... | 6.75 | 55.00  |
| 3  | to 4 ft....  | 3.50 | 28.00  |   |             |      |        |

**J. chinensis columnaris viridis** (Green Column Chinese Juniper). 15-20 ft. A light green form of the above; slightly slower in growth.

|    |               | Each |
|----|---------------|------|
| 18 | to 24 in..... | 2.25 |
| 2  | to 2½ ft..... | 3.00 |



Golden Canada Juniper.

### JUNIPERUS — *Continued*

**J. chinensis pfitzeriana** (Pfitzer Juniper). 5-6 ft. Broad, bushy habit, gray-green foliage, most adaptable and very hardy.

|    |                       | Each | Per 10 | Per 100 |
|----|-----------------------|------|--------|---------|
| 18 | to 24 in. spread..... | 1.45 | 12.00  | 97.50   |
| 2  | to 2½ ft. spread..... | 2.00 | 14.50  | 128.00  |
| 2½ | to 3 ft. spread.....  | 3.00 | 25.00  | 190.00  |
| 3  | to 4 ft. spread.....  | 4.00 | 35.00  | 250.00  |
| 4  | to 5 ft. spread.....  | 5.50 | .....  | .....   |
| 5  | to 6 ft. spread.....  | 8.00 | .....  | .....   |

**J. communis aurea** (Golden Prostrate or Golden Canada Juniper). 2-3 ft. Low spreading habit, golden foliage, particularly in the spring.

|    |                       | Each | Per 10 |
|----|-----------------------|------|--------|
| 15 | to 18 in. spread..... | .90  | 7.50   |
| 18 | to 24 in. spread..... | 1.35 | 11.00  |
| 2  | to 2½ ft. spread..... | 2.25 | 19.00  |
| 2½ | to 3 ft. spread.....  | 3.00 | 25.00  |
| 3  | to 3½ ft. spread..... | 4.00 | 35.00  |

**J. communis depressa** (Prostrate or Canada Juniper). 2-3 ft. Broad spreading evergreen shrub, excellent for massing, for on banks, and in the rock garden.

|    |                       | Each | Per 10 |
|----|-----------------------|------|--------|
| 18 | to 24 in. spread..... | 1.65 | 13.50  |
| 2  | to 2½ ft. spread..... | 3.00 | 25.00  |
| 2½ | to 3 ft. spread.....  | 4.00 | 35.00  |
| 3  | to 4 ft. spread.....  | 5.25 | 45.00  |
| 4  | to 5 ft. spread.....  | 6.75 | 55.00  |

**J. communis depressa plumosa** (Andorra or Purple Plumed Spreading Juniper). 5-6 ft. An exceedingly handsome, hardy, low-growing type; spreading and graceful in form. The silvery green foliage turns to a rich purple in autumn.

|    |                       | Each  | Per 10 | Per 100 |
|----|-----------------------|-------|--------|---------|
| 12 | to 15 in. spread..... | 1.10  | 9.00   | .....   |
| 15 | to 18 in. spread..... | 1.65  | 13.50  | .....   |
| 18 | to 24 in. spread..... | 2.00  | 17.00  | 135.00  |
| 2  | to 2½ ft. spread..... | 3.50  | 28.00  | 225.00  |
| 2½ | to 3 ft. spread.....  | 4.50  | 37.50  | 300.00  |
| 3  | to 4 ft. spread.....  | 6.00  | 50.00  | 400.00  |
| 4  | to 5 ft. spread.....  | 8.25  | .....  | .....   |
| 5  | to 6 ft. spread.....  | 10.00 | .....  | .....   |

**J. communis hibernica** (Irish Juniper). 10-15 ft. A slender, columnar tree that is distinctively attractive. Foliage is gray-green in color.

|    |               | Each  | Per 10 | Per 100 |
|----|---------------|-------|--------|---------|
| 18 | to 24 in..... | .80   | 6.50   | .....   |
| 2  | to 2½ ft..... | 1.10  | 9.00   | 75.00   |
| 2½ | to 3 ft.....  | 1.65  | 13.50  | 110.00  |
| 3  | to 4 ft.....  | 3.00  | 25.00  | 190.00  |
| 4  | to 5 ft.....  | 4.00  | 35.00  | 260.00  |
| 5  | to 6 ft.....  | 6.00  | 50.00  | 400.00  |
| 6  | to 7 ft.....  | 8.50  | 72.00  | .....   |
| 7  | to 8 ft.....  | 11.00 | .....  | .....   |



Retinospora Plumosa Aurea.



Savin Juniper.

JUNIPERUS — *Continued*

**J. communis oblonga.** 7-8 ft. Forms a broad, irregular pyramid with feathery branches and grayish foliage.

|                |      |        |               |      |        |
|----------------|------|--------|---------------|------|--------|
|                | Each | Per 10 |               | Each | Per 10 |
| 18 to 24 in... | 1.10 | 9.00   | 2½ to 3 ft... | 3.00 | 25.00  |
| 2 to 2½ ft...  | 1.65 | 13.50  | 3 to 4 ft...  | 4.00 | 35.00  |

**J. excelsa stricta** (Spiny Greek Juniper). 4-5 ft. Compact, well-shaped pyramid with gray-green foliage. Very useful for formal effects.

|                |      |        |                |      |        |
|----------------|------|--------|----------------|------|--------|
|                | Each | Per 10 |                | Each | Per 10 |
| 8 to 10 in...  | .55  | 4.70   | 18 to 24 in... | 1.65 | 13.50  |
| 10 to 12 in... | .80  | 6.50   | 2 to 2½ ft...  | 2.25 | 19.00  |
| 12 to 15 in... | 1.00 | 8.50   | 2½ to 3 ft...  | 3.50 | 28.00  |
| 15 to 18 in... | 1.35 | 11.00  | 3 to 3½ ft...  | 4.50 | 37.50  |

**J. horizontalis** (Creeping Juniper). 1-2 ft. Unexcelled for rock gardens, slopes or banks, because of its tendency to fairly hug the ground; has numerous short branches.

|                          |      |        |
|--------------------------|------|--------|
|                          | Each | Per 10 |
| 15 to 18 in. spread..... | 1.50 | 12.50  |
| 18 to 24 in. spread..... | 2.25 | 19.00  |
| 2 to 2½ ft. spread.....  | 3.00 | 25.00  |
| 2½ to 3 ft. spread.....  | 3.50 | 28.00  |

**J. japonica** (Japanese Juniper). 6-8 ft. Low grower, spreading branches, dark green foliage; grows slowly and is very adaptable to rock garden planting.

|                          |      |        |
|--------------------------|------|--------|
|                          | Each | Per 10 |
| 12 to 15 in. spread..... | .90  | 7.50   |
| 15 to 18 in. spread..... | 1.35 | 11.00  |
| 18 to 24 in. spread..... | 2.25 | 20.00  |
| 2 to 2½ ft. spread.....  | 3.50 | 28.00  |

**J. sabina** (Savin Juniper). 6-7 ft. An excellent dwarf evergreen, fanlike in habit, with rich, dark green foliage. Invaluable for rock garden planting and mass effects.

|                          |      |        |         |
|--------------------------|------|--------|---------|
|                          | Each | Per 10 | Per 100 |
| 12 to 15 in. spread..... | .80  | 6.50   | .....   |
| 15 to 18 in. spread..... | 1.10 | 9.50   | .....   |
| 18 to 24 in. spread..... | 1.65 | 13.50  | 110.00  |
| 2 to 2½ ft. spread.....  | 2.25 | 19.00  | 150.00  |
| 2½ to 3 ft. spread.....  | 3.00 | 25.00  | .....   |
| 3 to 3½ ft. spread.....  | 3.75 | 31.00  | .....   |

**J. sabina tamariscifolia** (Tamarix Savin Juniper). 1½-2 ft. Queer and fascinating in its wide spreading growth and blue-green feathery foliage. Makes an interesting addition to the rockery.

|                          |      |
|--------------------------|------|
|                          | Each |
| 10 to 12 in. spread..... | .90  |
| 12 to 15 in. spread..... | 1.35 |

JUNIPERUS — *Continued*

**J. scopulorum** (Colorado Juniper). 35-50 ft. Native of Colorado; forms a broad head with stout spreading branches covered with yellowish green foliage.

|                  |      |
|------------------|------|
|                  | Each |
| 18 to 24 in..... | 3.50 |

**J. sphaerica (fortunei)** (Fortune's Juniper). 20-30 ft. A fine upright form densely branched.

|                 |      |        |
|-----------------|------|--------|
|                 | Each | Per 10 |
| 2 to 2½ ft..... | 3.00 | 25.00  |
| 2½ to 3 ft..... | 3.50 | 28.00  |
| 3 to 4 ft.....  | 3.75 | .....  |

**J. squamata meyeri** (Meyer Juniper). 3-4 ft. A comparatively new variety, dwarf and of irregular habit of growth. The color is iridescent, the general effect being silvery blue, the tips taking purple tints in winter. A thing of great beauty in the rock garden.

|                  |      |        |         |
|------------------|------|--------|---------|
|                  | Each | Per 10 | Per 100 |
| 8 to 12 in.....  | 1.10 | 9.00   | 75.00   |
| 12 to 15 in..... | 1.65 | 13.50  | 90.00   |
| 15 to 18 in..... | 2.00 | 17.00  | 110.00  |
| 18 to 24 in..... | 3.00 | 25.00  | .....   |

**J. virginiana** (Redcedar). 30-50 ft. Useful where tall accents are needed or formal effects desired. Tall and slender, with rich, dark green foliage. Very hardy.

|                |      |        |                |      |        |
|----------------|------|--------|----------------|------|--------|
|                | Each | Per 10 |                | Each | Per 10 |
| 3 to 4 ft..... | 3.00 | 25.00  | 5 to 6 ft..... | 6.00 | 50.00  |
| 4 to 5 ft..... | 3.75 | 31.00  | 6 to 8 ft..... | 9.00 | 75.00  |

**J. virginiana burki** (Burk's Redcedar). 10-12 ft. Distinct blue in color, forming a handsome dense column.

|                |      |        |              |      |        |
|----------------|------|--------|--------------|------|--------|
|                | Each | Per 10 |              | Each | Per 10 |
| 18 to 24 in... | 1.65 | 13.50  | 3 to 4 ft... | 3.75 | 31.00  |
| 2 to 2½ ft...  | 2.25 | 19.00  | 4 to 5 ft... | 5.50 | .....  |
| 2½ to 3 ft...  | 3.00 | 25.00  |              |      |        |

**J. virginiana cannarti** (Cannart Redcedar). 12-15 ft. Very deep, rich blackish-green foliage; dense-growing columnar form. Truly an aristocrat.

|                |      |        |               |      |        |
|----------------|------|--------|---------------|------|--------|
|                | Each | Per 10 |               | Each | Per 10 |
| 15 to 18 in... | 1.35 | 11.00  | 2½ to 3 ft... | 3.50 | .....  |
| 18 to 24 in... | 1.65 | 13.50  | 3 to 4 ft...  | 4.50 | .....  |
| 2 to 2½ ft...  | 2.25 | .....  |               |      |        |

**J. virginiana glauca** (Silver Redcedar). 15-20 ft. Outstandingly popular because of its silvery blue-gray foliage and graceful feathery tipped branchlets. Very distinctive.

|                |      |        |               |      |        |
|----------------|------|--------|---------------|------|--------|
|                | Each | Per 10 |               | Each | Per 10 |
| 18 to 24 in... | 1.65 | 13.50  | 2½ to 3 ft... | 3.50 | 28.00  |
| 2 to 2½ ft...  | 2.25 | 19.00  | 3 to 4 ft...  | 4.50 | .....  |

**J. virginiana keteleeri** (Keteleer Redcedar). 15-18 ft. A splendid compact evergreen of pyramidal, formal outline with deep green foliage; very hardy.

|                |      |        |               |      |        |
|----------------|------|--------|---------------|------|--------|
|                | Each | Per 10 |               | Each | Per 10 |
| 18 to 24 in... | 1.65 | 13.50  | 2½ to 3 ft... | 3.50 | 28.00  |
| 2 to 2½ ft...  | 2.25 | 19.00  | 3 to 4 ft...  | 4.50 | .....  |

**J. virginiana kosteri** (Koster Redcedar). 3-4 ft. Widespreading, semi-dwarf type with bluish-green foliage.

|                          |      |        |
|--------------------------|------|--------|
|                          | Each | Per 10 |
| 15 to 18 in. spread..... | 3.00 | 25.00  |
| 18 to 24 in. spread..... | 3.75 | 31.00  |

**J. virginiana schotti** (Schott Redcedar). 15-20 ft. A hardy evergreen of compact, formal, columnar habit with fresh green foliage.

|                |      |        |              |      |        |
|----------------|------|--------|--------------|------|--------|
|                | Each | Per 10 |              | Each | Per 10 |
| 18 to 24 in... | 1.65 | 13.50  | 3 to 4 ft... | 4.50 | 37.50  |
| 2 to 2½ ft...  | 2.25 | 19.00  | 4 to 5 ft... | 5.50 | .....  |
| 2½ to 3 ft...  | 3.50 | 28.00  |              |      |        |



**Picea — The Spruces**

**Picea canadensis albertiana** (Alberta or Black Hills Spruce). 50-60 ft. A handsome, compact, erect grower with good, rich green foliage.

|                |      |        |                |      |        |
|----------------|------|--------|----------------|------|--------|
|                | Each | Per 10 |                | Each | Per 10 |
| 2 to 3 ft..... | 1.50 | 12.50  | 3 to 4 ft..... | 2.25 | 19.00  |

**P. excelsa** (Norway Spruce). 80-100 ft. This evergreen is much appreciated for its very rapid growth, thriftiness, and heavy masses of dark green foliage. Adapts itself to almost any soil. Most satisfactory for windbreaks and hedges.

|                  |       |        |         |
|------------------|-------|--------|---------|
|                  | Each  | Per 10 | Per 100 |
| 15 to 18 in..... | .55   | 4.50   | .....   |
| 18 to 24 in..... | .90   | 7.50   | 60.00   |
| 2 to 2½ ft.....  | 1.10  | 9.00   | 75.00   |
| 2½ to 3 ft.....  | 1.50  | 12.00  | 97.50   |
| 3 to 4 ft.....   | 2.25  | 19.00  | 150.00  |
| 4 to 5 ft.....   | 3.75  | 31.00  | .....   |
| 5 to 6 ft.....   | 5.50  | 47.00  | .....   |
| 6 to 7 ft.....   | 7.50  | .....  | .....   |
| 7 to 8 ft.....   | 9.00  | .....  | .....   |
| 8 to 9 ft.....   | 12.50 | .....  | .....   |
| 9 to 10 ft.....  | 16.50 | .....  | .....   |

**P. pungens** (Colorado Spruce). 60-80 ft. A hardy conifer of symmetrical growth. Makes fine lawn specimens and equally desirable as accent points among the darker Spruces. Foliage green to blue-green.

|                 |      |                |      |
|-----------------|------|----------------|------|
|                 | Each |                | Each |
| 2 to 2½ ft..... | 2.25 | 3 to 4 ft..... | 4.50 |
| 2½ to 3 ft..... | 3.50 |                |      |

**P. pungens glauca** (Blue Colorado Spruce). 60-80 ft. An evergreen of similar habit to the above, with distinct gray-blue foliage, which is dense and of a wonderful velvety texture.

|                  |      |                 |      |
|------------------|------|-----------------|------|
|                  | Each |                 | Each |
| 18 to 24 in..... | 3.00 | 2½ to 3 ft..... | 6.75 |
| 2 to 2½ ft.....  | 4.50 | 3 to 4 ft.....  | 9.00 |

**P. pungens kosteri** (Koster Blue Spruce). 60-80 ft. This is the bluest of the Spruces. In form and habit of growth it is compact, symmetrical, and shapely, and because of its intense coloring it is considered the most desirable of all the fancy-colored evergreens.

|                  |      |                 |       |
|------------------|------|-----------------|-------|
|                  | Each |                 | Each  |
| 15 to 18 in..... | 4.00 | 2 to 2½ ft..... | 8.50  |
| 18 to 24 in..... | 6.00 | 2½ to 3 ft..... | 10.00 |



**COLORADO BLUE SPRUCE**



**AUSTRIAN PINE**

**Pinus — The Pines**

**Pinus densiflora** (Japanese Red Pine). 60-80 ft. A quick growing, very ornamental tree and assumes a rugged aspect of great landscape beauty. The foliage is bright bluish green, which contrasts vividly with the reddish bark on the young shoots.

|                  |      |        |                  |      |        |
|------------------|------|--------|------------------|------|--------|
|                  | Each | Per 10 |                  | Each | Per 10 |
| 12 to 15 in..... | .45  | 3.75   | 15 to 18 in..... | .55  | 4.75   |

**P. montana mughus** (Mugho Pine). 3-4 ft. Dwarf evergreen. Slow growing, very hardy, compact and neat in habit. Most valuable where a low, dense evergreen growth is desired and excellent for rock gardens and foundations.

|                          |      |        |
|--------------------------|------|--------|
|                          | Each | Per 10 |
| 8 to 10 in. spread.....  | .55  | 4.75   |
| 10 to 12 in. spread..... | .70  | 5.50   |
| 12 to 15 in. spread..... | .90  | 7.50   |
| 15 to 18 in. spread..... | 1.35 | 11.00  |
| 18 to 24 in. spread..... | 2.25 | 19.00  |
| 2 to 2½ ft. spread.....  | 3.50 | 28.00  |

**P. nigra** (Austrian Pine). 60-70 ft. A stately Pine, vigorous and rapid grower; very hardy. Long, rich green needles. It thrives on any soil, inland or near the sea.

|                  |      |        |                |       |        |
|------------------|------|--------|----------------|-------|--------|
|                  | Each | Per 10 |                | Each  | Per 10 |
| 18 to 24 in..... | 1.10 | 9.00   | 4 to 5 ft..... | 5.50  | 47.50  |
| 2 to 3 ft.....   | 1.65 | 13.50  | 5 to 6 ft..... | 7.75  | 65.00  |
| 3 to 4 ft.....   | 3.00 | 25.00  | 6 to 7 ft..... | 10.00 | .....  |

**P. sylvestris** (Scotch Pine). 30-40 ft. Desirable for its very rapid growth and adaptability to most soils. Silvery foliage. Will thrive under the most adverse conditions.

|                  |      |        |                  |       |        |
|------------------|------|--------|------------------|-------|--------|
|                  | Each | Per 10 |                  | Each  | Per 10 |
| 15 to 18 in..... | .55  | 4.70   | 8 to 9 ft.....   | 11.00 | .....  |
| 18 to 24 in..... | .80  | 6.50   | 9 to 10 ft.....  | 15.00 | .....  |
| 6 to 7 ft.....   | 6.75 | .....  | 10 to 12 ft..... | 19.00 | .....  |
| 7 to 8 ft.....   | 9.00 | .....  |                  |       |        |

**EVERGREEN COLLECTION**

All Specimen Stock, 5 years growing in field, sheared, very compact. Balled and burlapped.

- 2 Pfitzer Juniper, 18 to 24 in.
- 2 Globe Arborvitae, 15 to 18 in.
- 2 Pyramidal Arborvitae, 3 to 4 ft.
- 2 Plume Retinospora, 2 to 3 ft.
- 2 Japanese Juniper, 18 to 24 in.

**SPECIAL Net Cash Price With Order.....\$7.00**  
F. O. B. Our Nursery or Transportation Charges Collect



Pyramidal Arborvitae.

### Taxus — *The Yews*

**Taxus cuspidata** (Spreading Japanese Yew). 10-15 ft. Compact, spreading, with rich, dark green foliage and often bejewelled with brilliant crimson fruits in autumn. Perfectly hardy and very desirable.

|    |             | Each | Per 10 |    |             | Each | Per 10 |
|----|-------------|------|--------|----|-------------|------|--------|
| 12 | to 15 in... | 1.10 | 9.00   | 2  | to 2½ ft... | 3.50 | 28.00  |
| 15 | to 18 in... | 1.65 | 13.50  | 2½ | to 3 ft...  | 5.75 | 47.50  |
| 18 | to 24 in... | 2.00 | 17.00  |    |             |      |        |

**T. cuspidata capitata** (Upright Japanese Yew). 25-40 ft. This is the upright-growing or pyramidal form of the Japanese Yew, somewhat open in growth, with rich, dark green foliage. Particularly beautiful when covered with light green tips of new growth in the spring. A very choice evergreen.

|    |               | Each | Per 10 |    |               | Each | Per 10 |
|----|---------------|------|--------|----|---------------|------|--------|
| 12 | to 15 in..... | 1.65 | 13.50  | 18 | to 24 in..... | 3.50 | 28.00  |
| 15 | to 18 in..... | 2.25 | 19.00  |    |               |      |        |

**T. media hicksi** (Hicks Yew). 10-15 ft. Distinctly columnar form with upright branches. Exceptionally useful in lending the formal note.

|    |               | Each | Per 10 |    |               | Each | Per 10 |
|----|---------------|------|--------|----|---------------|------|--------|
| 12 | to 15 in..... | 1.65 | 13.50  | 15 | to 18 in..... | 2.25 | ...    |

*Every item listed in this catalog is grown in our own Nursery.*

### Thuja — *The Arborvitae*

**Thuja occidentalis** (American Arborvitae). 20-30 ft. The upright, flat-leaved evergreen so commonly used as single specimens and for hedges and wind-breaks; bronzy winter coloring. Will stand severe shearing.

|    |               | Each | Per 10 | Per 100 |
|----|---------------|------|--------|---------|
| 18 | to 24 in..... | .60  | 4.50   | 37.50   |
| 2  | to 3 ft.....  | .90  | 7.50   | 60.00   |
| 3  | to 4 ft.....  | 1.50 | 12.00  | 97.50   |
| 4  | to 5 ft.....  | 2.25 | 19.00  | 150.00  |
| 5  | to 6 ft.....  | 3.75 | 30.00  | 250.00  |
| 6  | to 8 ft.....  | 5.75 | 47.50  | .....   |
| 8  | to 10 ft..... | 8.00 | .....  | .....   |

**T. occidentalis compacta** (Parsons Arborvitae). 2½-4 ft. A dwarf, ball-shaped form, with light green foliage; much used in foundations plantings.

|    |               | Each | Per 10 | Per 100 |
|----|---------------|------|--------|---------|
| 12 | to 15 in..... | .70  | 5.50   | 45.00   |
| 15 | to 18 in..... | .90  | 7.50   | 60.00   |
| 18 | to 24 in..... | 1.35 | 11.00  | 90.00   |
| 2  | to 2½ ft..... | 1.65 | 13.50  | .....   |
| 2½ | to 3 ft.....  | 2.25 | .....  | .....   |

**T. occidentalis ellwangeriana** (Tom Thumb Arborvitae). 4-6 ft. Has heather-like leaves; dense habit; soft, close texture. Forms a low broad, blunt pyramid; has rich purple winter coloring.

|    |             | Each | Per 10 |    |             | Each | Per 10 |
|----|-------------|------|--------|----|-------------|------|--------|
| 12 | to 15 in... | .80  | 6.50   | 2  | to 2½ ft... | 2.00 | 17.50  |
| 15 | to 18 in... | 1.00 | 8.50   | 2½ | to 3 ft...  | 3.00 | 25.00  |
| 18 | to 24 in... | 1.35 | 11.00  | 3  | to 4 ft...  | 4.00 | .....  |

**T. occidentalis globosa** (Globe Arborvitae). 3-4 ft. This small, dwarf evergreen is true to name, having a very round or globe-shaped outline. Very hardy, ornamental, and most satisfactory for border planting, rock gardens, or low-growing hedges.

|    |               | Each | Per 10 | Per 100 |
|----|---------------|------|--------|---------|
| 8  | to 12 in..... | .55  | 4.70   | 37.50   |
| 12 | to 15 in..... | .65  | 5.50   | 45.00   |
| 15 | to 18 in..... | 1.00 | 8.50   | 65.00   |
| 18 | to 24 in..... | 1.35 | 11.00  | 90.00   |
| 2  | to 2½ ft..... | 1.65 | 13.50  | .....   |
| 2½ | to 3 ft.....  | 2.00 | 17.50  | .....   |

**T. occidentalis hoveyi** (Hovey Arborvitae). 4-5 ft. Oval in outline, nearly as broad as high, of fresh light green color which is sometimes slightly golden.

|    |               | Each | Per 10 | Per 100 |
|----|---------------|------|--------|---------|
| 12 | to 15 in..... | .65  | 5.50   | 45.00   |
| 15 | to 18 in..... | 1.00 | 8.50   | 65.00   |
| 18 | to 24 in..... | 1.35 | 11.00  | 90.00   |
| 2  | to 2½ ft..... | 1.65 | 13.50  | 110.00  |
| 2½ | to 3 ft.....  | 2.00 | 17.50  | 135.00  |
| 3  | to 3½ ft..... | 3.00 | 25.00  | .....   |
| 3  | to 4 ft.....  | 4.00 | .....  | .....   |

**T. occidentalis Little Gem** (Little Gem Arborvitae). 1½-2 ft. Used in the rock garden, this little evergreen truly lives up to its name. Dwarf, compact habit, almost as broad as high; slow growing. The rich green foliage takes on a greenish-bronze hue in winter.

|   |               | Each | Per 10 |
|---|---------------|------|--------|
| 8 | to 10 in..... | 1.25 | 10.00  |

**T. occidentalis lutea** (George Peabody Arborvitae). 10-15 ft. A well-known variety forming a broad pyramid, with conspicuous golden yellow foliage.

|    |             | Each | Per 10 |    |             | Each | Per 10 |
|----|-------------|------|--------|----|-------------|------|--------|
| 12 | to 15 in... | .45  | 3.75   | 2  | to 2½ ft... | 1.10 | 9.00   |
| 15 | to 18 in... | .55  | 4.50   | 2½ | to 3 ft...  | 1.65 | 13.50  |
| 18 | to 24 in... | .80  | 6.50   | 3  | to 4 ft...  | 3.00 | .....  |



THUJA — *Continued*

**T. occidentalis "Oval Top."** 6-8 ft. An unusual variety, broadly pyramidal with a shapely oval top; bright green foliage.

|                  |      |        |                  |      |        |
|------------------|------|--------|------------------|------|--------|
|                  | Each | Per 10 |                  | Each | Per 10 |
| 12 to 15 in..... | .80  | 6.50   | 18 to 24 in..... | 1.65 | 13.50  |
| 15 to 18 in..... | 1.10 | 9.00   |                  |      |        |

**T. occidentalis pyramidalis** (Pyramidal Arborvitae). 15-30 ft. This is one of the very best of the Arborvitae. It is distinctly columnar in growth, while its glossy, dark green foliage is equally attractive both winter and summer. A formal plant, and fine for accents.

|                  |      |        |         |
|------------------|------|--------|---------|
|                  | Each | Per 10 | Per 100 |
| 15 to 18 in..... | .55  | 4.70   | 37.50   |
| 18 to 24 in..... | .65  | 5.50   | 45.00   |
| 2 to 2½ ft.....  | 1.10 | 9.00   | 75.00   |
| 2½ to 3 ft.....  | 1.50 | 12.50  | 100.00  |
| 3 to 4 ft.....   | 2.00 | 17.50  | 135.00  |
| 4 to 5 ft.....   | 3.00 | 25.00  | 200.00  |
| 5 to 6 ft.....   | 4.00 | 35.00  | 250.00  |
| 6 to 7 ft.....   | 5.25 | 45.00  | 350.00  |
| 7 to 8 ft.....   | 6.00 | 50.00  | 400.00  |
| 8 to 9 ft.....   | 8.00 | 65.00  | .....   |

**T. occidentalis reidi** (Reid Arborvitae). 4-5 ft. A low, bushy form, with dark green foliage. In the foreground of evergreen plantings where a good edge is needed, this variety can be used to advantage.

|                  |      |        |         |
|------------------|------|--------|---------|
|                  | Each | Per 10 | Per 100 |
| 12 to 15 in..... | .80  | 6.50   | 52.50   |
| 15 to 18 in..... | 1.10 | 9.00   | 75.00   |
| 18 to 24 in..... | 1.65 | 13.50  | 110.00  |
| 2 to 2½ ft.....  | 2.00 | 17.00  | 135.00  |
| 2½ to 3 ft.....  | 3.00 | 25.00  | .....   |
| 3 to 3½ ft.....  | 3.50 | .....  | .....   |
| 3½ to 4 ft.....  | 4.50 | .....  | .....   |

**T. occidentalis umbraculifera** (Umbrella or Cushion Arborvitae). 3-4 ft. An interesting low, mushroom-shaped form with rich green foliage. Very hardy.

|                |      |        |                |      |        |
|----------------|------|--------|----------------|------|--------|
|                | Each | Per 10 |                | Each | Per 10 |
| 12 to 15 in... | .70  | 5.50   | 18 to 24 in... | 1.35 | 11.00  |
| 15 to 18 in... | .90  | 7.50   | 2 to 2½ ft...  | 2.00 | 15.00  |

**T. occidentalis wareana** (Siberian Arborvitae). 12-15 ft. A very desirable broadly pyramidal variety, with shiny blue-green foliage. Rugged in appearance and makes a dense hedge plant.

|                |      |        |               |      |        |
|----------------|------|--------|---------------|------|--------|
|                | Each | Per 10 |               | Each | Per 10 |
| 12 to 15 in... | .45  | 3.75   | 2½ to 3 ft... | 1.65 | 13.50  |
| 15 to 18 in... | .55  | 4.50   | 3 to 4 ft...  | 2.25 | 20.00  |
| 18 to 24 in... | .80  | 6.50   | 4 to 5 ft...  | 3.50 | .....  |
| 2 to 2½ ft...  | 1.10 | 9.00   |               |      |        |

**T. occidentalis wareana aurea** (Golden Siberian Arborvitae). 12-15 ft. Makes a very striking contrast with its bright golden foliage when planted among other evergreens.

|                |      |        |               |      |        |
|----------------|------|--------|---------------|------|--------|
|                | Each | Per 10 |               | Each | Per 10 |
| 12 to 15 in... | .55  | 4.50   | 2½ to 3 ft... | 2.25 | 20.00  |
| 15 to 18 in... | .80  | 6.50   | 3 to 3½ ft... | 3.50 | 28.00  |
| 18 to 24 in... | 1.10 | 9.00   | 3½ to 4 ft... | 4.50 | 37.50  |
| 2 to 2½ ft...  | 1.65 | 13.50  | 4 to 5 ft...  | 5.50 | .....  |

**T. orientalis** (Oriental or Chinese Arborvitae). 20-25 ft. The Oriental Arborvitae, which was originally called "Biota" develops into a bushy pyramidal tree. The foliage is emerald green and turns bronzy in the winter. It is a beautiful tree for massing effects, borders, and high hedges.

|                |      |        |              |      |        |
|----------------|------|--------|--------------|------|--------|
|                | Each | Per 10 |              | Each | Per 10 |
| 18 to 24 in... | .70  | 5.50   | 3 to 4 ft... | 2.00 | 17.00  |
| 2 to 2½ ft...  | .90  | 7.50   | 4 to 5 ft... | 3.00 | 25.00  |
| 2½ to 3 ft...  | 1.35 | 11.00  |              |      |        |

**T. orientalis aurea** (Golden Oriental Arborvitae). 20-25 ft. Gayly dressed in bright yellow foliage that deepens to glowing old gold and warm brown in winter. Very colorful column.

|                |      |        |               |      |        |
|----------------|------|--------|---------------|------|--------|
|                | Each | Per 10 |               | Each | Per 10 |
| 15 to 18 in... | .90  | 7.50   | 2½ to 3 ft... | 3.00 | 25.00  |
| 18 to 24 in... | 1.35 | 11.00  | 3 to 4 ft...  | 3.75 | 30.00  |
| 2 to 2½ ft...  | 2.00 | 17.00  |               |      |        |

THUJA — *Continued*

**T. orientalis aurea nana** (Berckman's Golden Arborvitae). 3-5 ft. A gem for dwarf planting; compact, roundish shape slightly pointed at the top; warm golden-yellow foliage. It is an excellent subject to use in formal gardens and for edging groups of larger evergreens; also a favorite for window boxes.

|                  |      |        |         |
|------------------|------|--------|---------|
|                  | Each | Per 10 | Per 100 |
| 9 to 12 in.....  | .75  | 6.50   | 55.00   |
| 12 to 15 in..... | 1.10 | 9.00   | .....   |
| 15 to 18 in..... | 1.65 | 13.50  | .....   |
| 18 to 24 in..... | 2.25 | 20.00  | .....   |
| 21 to 24 in..... | 3.50 | 27.50  | .....   |
| 2 to 2½ ft.....  | 5.25 | 45.00  | .....   |
| 2½ to 3 ft.....  | 6.00 | 50.00  | .....   |
| 3 to 3½ ft.....  | 7.50 | .....  | .....   |


**T. orientalis elegantissima** (Yellow Column Arborvitae). 7-10 ft. A slender bushy tree covered in the spring with bright yellow foliage which becomes yellowish green in summer and a most attractive dark golden bronze in the winter.

|                |      |        |              |       |        |
|----------------|------|--------|--------------|-------|--------|
|                | Each | Per 10 |              | Each  | Per 10 |
| 15 to 18 in... | .80  | 6.50   | 4 to 5 ft... | 4.50  | .....  |
| 18 to 24 in... | 1.10 | 9.00   | 5 to 6 ft... | 6.00  | .....  |
| 2 to 2½ ft...  | 1.65 | 13.50  | 6 to 7 ft... | 7.50  | .....  |
| 2½ to 3 ft...  | 2.25 | 20.00  | 7 to 8 ft... | 9.00  | .....  |
| 3 to 4 ft...   | 3.00 | 25.00  | 8 to 9 ft... | 11.00 | .....  |

*Tsuga — The Hemlock*

**Tsuga canadensis** (Canada Hemlock). 75-90 ft. A most desirable evergreen tree, very graceful and adaptable for specimens or groups. The spreading horizontal branches make effective shadow effects; perfectly at home in the coldest or shadiest exposures.

|                |      |        |              |      |        |
|----------------|------|--------|--------------|------|--------|
|                | Each | Per 10 |              | Each | Per 10 |
| 18 to 24 in... | 1.10 | 9.00   | 3 to 4 ft... | 3.75 | 30.00  |
| 2 to 2½ ft...  | 1.50 | 12.50  | 4 to 5 ft... | 6.00 | .....  |
| 2½ to 3 ft...  | 2.25 | 20.00  | 5 to 6 ft... | 9.00 | .....  |



Tsuga—Hemlock.

# EVERGREEN SHRUBS

Ofttimes one finds it rather difficult to draw a hard and fast line between trees and shrubs. Frequently small trees and large shrubs so merge that in truth they could be called either. And then, too, there are certain shrubs of climbing habit that could easily be classed under vines. So in the foregoing list of Evergreen Shrubs there are included plants that may be rightfully called vines, groundcovers, creepers, and large bushes, some of which bear handsome flowers in addition to foliage which is beautiful and persistent the year around.

We cannot overemphasize the importance of using more Evergreen Shrubs in formal landscape and intimate home planting. They are happily planted, too, along streams, under trees; and they like shady places best. All of these shrubs come to you fresh dug, balled and burlapped.



Abelia.

## Abelia

**Abelia grandiflora** (Glossy Abelia). 3-5 ft. A choice shrub with bright, shiny foliage and a mass of light pink blossoms produced throughout the entire summer months.

|                  |      |        |                |      |        |
|------------------|------|--------|----------------|------|--------|
|                  | Each | Per 10 |                | Each | Per 10 |
| 18 to 24 in..... | .65  | 5.50   | 3 to 4 ft..... | 1.10 | 9.50   |
| 2 to 3 ft.....   | .90  | 7.50   |                |      |        |

## Azaleas

Nothing can quite exceed the brilliance of their abundant flowers in the spring. They are perfectly hardy, but in return for their great gift of beauty, they ask an acid soil, considerable moisture at blooming time, and a little shelter when the winter is severe. The evergreen varieties described here keep their foliage through the winter.

**Amoena.** 4-6 ft. Conspicuous rosy purple flowers in April and May. The small glittering green leaves turn a rich, bronze-green in winter.

|                 |      |        |                  |      |        |
|-----------------|------|--------|------------------|------|--------|
|                 | Each | Per 10 |                  | Each | Per 10 |
| 4 to 6 in.....  | .45  | 3.75   | 10 to 12 in..... | 1.10 | 9.50   |
| 6 to 8 in.....  | .65  | 5.50   | 12 to 15 in..... | 1.45 | 12.00  |
| 8 to 10 in..... | .80  | 6.50   | 15 to 18 in..... | 1.90 | 14.50  |

**Apple Blossom.** 3-4 ft. Pale pink flowers spotted darker pink.

|                |      |        |                 |      |        |
|----------------|------|--------|-----------------|------|--------|
|                | Each | Per 10 |                 | Each | Per 10 |
| 4 to 6 in..... | .55  | 4.70   | 8 to 10 in..... | 1.10 | 9.50   |
| 6 to 8 in..... | .80  | 6.50   |                 |      |        |

### AZALEAS — *Continued*

**Christmas Cheer.** 3-4 ft. Profusion of bright red flowers.

|                |      |        |                 |      |        |
|----------------|------|--------|-----------------|------|--------|
|                | Each | Per 10 |                 | Each | Per 10 |
| 4 to 6 in..... | .55  | 4.70   | 8 to 10 in..... | 1.10 | 9.50   |
| 6 to 8 in..... | .80  | 6.50   |                 |      |        |

**Coral Bells.** 3-4 ft. Flowers shell pink with darker centers.

|                |      |        |                |      |        |
|----------------|------|--------|----------------|------|--------|
|                | Each | Per 10 |                | Each | Per 10 |
| 2 to 4 in..... | .45  | 3.75   | 6 to 8 in..... | .80  | 6.50   |
| 4 to 6 ft..... | .55  | 4.70   |                |      |        |

**Flame.** 3-4 ft. Brilliant copper-red flowers.

|                |      |        |                |      |        |
|----------------|------|--------|----------------|------|--------|
|                | Each | Per 10 |                | Each | Per 10 |
| 4 to 6 in..... | .55  | 4.70   | 6 to 8 in..... | .80  | 6.50   |

**Hinamoyo.** 3-4 ft. The flowers are beautiful clear pink.

|                |      |        |                |      |        |
|----------------|------|--------|----------------|------|--------|
|                | Each | Per 10 |                | Each | Per 10 |
| 4 to 6 in..... | .55  | 4.70   | 6 to 8 in..... | .80  | 6.50   |

**Hinodegiri.** 3-4 ft. Vivid carmine flowers.


|                |      |        |                 |      |        |
|----------------|------|--------|-----------------|------|--------|
|                | Each | Per 10 |                 | Each | Per 10 |
| 2 to 4 in..... | .45  | 3.75   | 6 to 8 in.....  | .80  | 6.50   |
| 4 to 6 in..... | .55  | 4.70   | 8 to 10 in..... | 1.10 | 9.50   |

**Indica alba.** 3-4 ft. The flowers are single white.

|                 |      |        |                  |      |        |
|-----------------|------|--------|------------------|------|--------|
|                 | Each | Per 10 |                  | Each | Per 10 |
| 6 to 8 in.....  | .80  | 6.50   | 10 to 12 in..... | 1.50 | 12.50  |
| 8 to 10 in..... | 1.10 | 9.50   | 12 to 15 in..... | 2.25 | 19.00  |

**Macrantha (Red Salmon Azalea).** 3-4 ft. Large single red flowers which appear at intervals, thus prolonging the blooming season.

|                |      |        |                |      |        |
|----------------|------|--------|----------------|------|--------|
|                | Each | Per 10 |                | Each | Per 10 |
| 4 to 6 in..... | .45  | 3.75   | 6 to 8 in..... | .65  | 5.50   |



Azaleas.



*Azalea Hinodegiri.*

AZALEAS — *Continued*

- Maxwelli.** 3-4 ft. Large carmine-red flowers.
- |                  |      |        |                  |      |        |
|------------------|------|--------|------------------|------|--------|
|                  | Each | Per 10 |                  | Each | Per 10 |
| 8 to 10 in.....  | 1.50 | 12.50  | 12 to 15 in..... | 3.00 | 25.00  |
| 10 to 12 in..... | 2.25 | 19.00  |                  |      |        |
- Morning Glow.** 3-4 ft. Delightful rose-pink flowers with darker striped centers.
- |                |      |        |                |      |        |
|----------------|------|--------|----------------|------|--------|
|                | Each | Per 10 |                | Each | Per 10 |
| 2 to 4 in..... | .45  | 3.75   | 6 to 8 in..... | .80  | 6.50   |
| 4 to 6 in..... | .55  | 4.70   |                |      |        |
- Peach Blossom.** 3-4 ft. Lovely dark pink flowers.
- |                |      |        |                |      |        |
|----------------|------|--------|----------------|------|--------|
|                | Each | Per 10 |                | Each | Per 10 |
| 4 to 6 in..... | .55  | 4.70   | 6 to 8 in..... | .80  | 6.50   |
- Peach Blow.** 3-4 ft. Dainty flowers, very pale pink.
- |                |      |        |                |      |        |
|----------------|------|--------|----------------|------|--------|
|                | Each | Per 10 |                | Each | Per 10 |
| 2 to 4 in..... | .45  | 3.75   | 4 to 6 in..... | .55  | 4.70   |
- Pink Beauty.** 3-4 ft. Single, soft pink flowers.
- |                |      |        |                |      |        |
|----------------|------|--------|----------------|------|--------|
|                | Each | Per 10 |                | Each | Per 10 |
| 4 to 6 in..... | .65  | 5.50   | 6 to 8 in..... | 1.10 | 9.50   |
- Pink Pearl.** 3-4 ft. Salmon-rose flowers, lighter in center.
- |                |      |        |                 |      |        |
|----------------|------|--------|-----------------|------|--------|
|                | Each | Per 10 |                 | Each | Per 10 |
| 4 to 6 in..... | .55  | 4.70   | 8 to 10 in..... | 1.10 | 9.50   |
| 6 to 8 in..... | .80  | 6.50   |                 |      |        |
- Yayegiri.** 3-4 ft. Salmon-red flowers.
- |                |      |        |                |      |        |
|----------------|------|--------|----------------|------|--------|
|                | Each | Per 10 |                | Each | Per 10 |
| 4 to 6 in..... | .55  | 4.70   | 6 to 8 in..... | .80  | 6.50   |

**Berberis — *Barberry***

**Berberis julianae** (Wintergreen Barberry). 5-6 ft. A hardy, erect plant of compact growth, with spined glossy green leaves throughout the winter. It harmonizes well with Rhododendrons, Kalmias, and such other evergreen shrubs.

|                  |      |                  |      |
|------------------|------|------------------|------|
|                  | Each |                  | Each |
| 10 to 12 in..... | .50  | 18 to 24 in..... | 1.90 |
| 12 to 15 in..... | .80  | 2 to 2½ ft.....  | 2.50 |
| 15 to 18 in..... | 1.10 |                  |      |

**B. verruculosa** (Warty Barberry). 3-4 ft. One of the most beautiful shrubs in existence for low edging or hedges. It becomes very bushy, with graceful branchlets densely clothed with small, glittering green, holly-like leaves, downy white on the under side. Fragrant yellow flowers in the spring are followed by black fruits.

|                  |      |        |                   |      |        |
|------------------|------|--------|-------------------|------|--------|
|                  | Each | Per 10 |                   | Each | Per 10 |
| 10 to 12 in..... | .90  | 7.50   | 12 to 15' in..... | 1.10 | 9.50   |

**Buxus — *Boxwood***

**Buxus sempervirens** (Common Bush Form Boxwood). 10-12 ft. Faster growing than the English Boxwood, always compact, excellent for hedges or formal specimens. The foliage is a rich, glossy green.

|                  |      |        |         |
|------------------|------|--------|---------|
|                  | Each | Per 10 | Per 100 |
| 8 to 10 in.....  | .55  | 4.70   | 37.50   |
| 10 to 12 in..... | .70  | 5.50   | 45.00   |
| 12 to 15 in..... | .80  | 6.50   | 52.50   |
| 15 to 18 in..... | 1.10 | 9.50   | 75.00   |
| 18 to 24 in..... | 1.90 | .....  | .....   |

**B. sempervirens suffruticosa** (Truedwarf or English Boxwood). 5-8 ft. No plant possesses quite the charm nor the historical background given to the English Boxwood. For edging purposes, in the formal garden, for borders, as single specimens, the Boxwood demands attention.


|                  |      |        |         |
|------------------|------|--------|---------|
|                  | Each | Per 10 | Per 100 |
| 4 to 6 in.....   | .25  | 2.25   | 20.00   |
| 6 to 8 in.....   | .45  | 3.75   | 30.00   |
| 8 to 10 in.....  | .90  | 7.50   | 60.00   |
| 10 to 12 in..... | 1.35 | 11.00  | .....   |
| 12 to 15 in..... | 1.90 | .....  | .....   |

Quotations on large specimen English Boxwood given on application.


**Calluna — *Heather***

The Heather is truly one of the most beautiful plants grown, famous and historical. The folklore of the northern European peoples is rich in picturing this handsome shrub of dense, feathery, green growth that breaks into exquisite masses of flowers of the utmost delicacy. Here, too, is a rock garden plant of rare beauty. Heather likes well drained, sour soil, sun, and a good share of moisture; grows 1 to 2 ft. high.

- Calluna vulgaris alporti.** Crimson flowers, bright green foliage.
- C. vulgaris aurea.** Yellow foliage, pink flowers.
- C. vulgaris humilis.** Rich green foliage, tiny white flowers.
- C. vulgaris rosea.** Rosy-pink flowers, bright green foliage.
- C. vulgaris rubra.** Deep rosy carmine flowers.



**Boxwood.**



Euonymus.

### Cotoneaster

A family of handsome shrubs, the Cotoneasters justify very choice positions in massed effects, in the border, on banks, and in the rock garden. The myriads of small white or pink flowers and red or black berries, together with the interesting manner in which the branches grow are reasons enough for the widespread favor of these shrubs. They prefer sunny positions in well-drained soil. Some varieties are thoroughly evergreen, some half-evergreen, others deciduous, but we have listed all of our Cotoneasters under Evergreen Shrubs with appropriate descriptions.

**Cotoneaster divaricata** (Spreading Cotoneaster). 5-6 ft. Deciduous, but with persistent leaves, and very charming with delicate pink flowers and bright red berries which hang on a long time.

|                |      |        |                |      |        |
|----------------|------|--------|----------------|------|--------|
|                | Each | Per 10 |                | Each | Per 10 |
| 2 to 3 ft..... | 2.25 | 19.00  | 3 to 4 ft..... | 3.00 | 25.00  |

**C. francheti** (Franchet Cotoneaster). 5-7 ft. Half-evergreen, upright-growing with spreading branches. The leaves are dark green and richly veined. The bright orange-red berries are abundantly produced after the dainty clusters of pinkish white flowers have bloomed.

|                  |      |        |                  |      |        |
|------------------|------|--------|------------------|------|--------|
|                  | Each | Per 10 |                  | Each | Per 10 |
| 15 to 18 in..... | .90  | 7.50   | 18 to 24 in..... | 1.35 | 11.00  |

**C. horizontalis** (Rock Cotoneaster). 2-3 ft. Half-evergreen, with tiny box-like leaves on the spray-like branches. The flowers are pinkish white and the berries are bright red. Very effective among rocks.

|                  |      |        |                  |      |        |
|------------------|------|--------|------------------|------|--------|
|                  | Each | Per 10 |                  | Each | Per 10 |
| 15 to 18 in..... | 1.35 | 11.00  | 18 to 24 in..... | 1.90 | 14.50  |

**C. microphylla** (Rockspray). 2-2½ ft. Evergreen, small, deep green leaves, white flowers, scarlet berries. Very bushy and thoroughly evergreen.

|                  |      |        |                  |      |        |
|------------------|------|--------|------------------|------|--------|
|                  | Each | Per 10 |                  | Each | Per 10 |
| 15 to 18 in..... | 1.35 | 11.00  | 18 to 24 in..... | 1.90 | 14.50  |

### COTONEASTER — *Continued*

**C. simonsi** (Simons Cotoneaster). 5-6 ft. Half-evergreen, good grower, loose habit. The foliage turns a dark crimson in autumn; the white flowers and bright red fruits make this variety one of the showiest of the Cotoneasters.

|                  |      |        |                  |      |        |
|------------------|------|--------|------------------|------|--------|
|                  | Each | Per 10 |                  | Each | Per 10 |
| 12 to 18 in..... | 1.90 | 14.50  | 24 to 30 in..... | 3.00 | 25.00  |
| 18 to 24 in..... | 2.25 | 19.00  |                  |      |        |

### Daphne

**Daphne cneorum** (Rose Daphne). 1 ft. A dwarf evergreen shrub, with gray-green leaves, which produces a profusion of fragrant, rosy pink flowers in April and May and again in the autumn. Very pretty in the rock garden; likes lots of sunlight and loose, well-drained soil.

|                |      |        |                  |      |        |
|----------------|------|--------|------------------|------|--------|
|                | Each | Per 10 |                  | Each | Per 10 |
| 4 to 6 in..... | .35  | 2.80   | 8 to 10 in.....  | .80  | 6.50   |
| 6 to 8 in..... | .55  | 4.70   | 10 to 12 in..... | 1.10 | 9.50   |

### Euonymus

**Euonymus japonicus** (Evergreen Burningbush). 12-15 ft. Handsome shrub with glossy green leaves and bright red berries.

|                  |       |        |         |
|------------------|-------|--------|---------|
|                  | -Each | Per 10 | Per 100 |
| 12 to 15 in..... | .70   | 5.50   | 45.00   |
| 15 to 18 in..... | .90   | 7.50   | .....   |
| 18 to 24 in..... | 1.25  | 9.50   | .....   |

**E. japonicus albovariegatus** (Silverspot Burningbush). 12-15 ft. Glossy green leaves variegated with silver-white spots. Very showy.

|                  |      |     |
|------------------|------|-----|
| 10 to 12 in..... | Each | .75 |
|------------------|------|-----|

**E. radicans** (Wintercreeper). 12-16 ft. A low, trailing shrub, but can easily and effectively be trained to climb. Makes an excellent ground-cover or wall-cover. The leaves are lustrous and abundant.

|                  |      |        |                  |      |        |
|------------------|------|--------|------------------|------|--------|
|                  | Each | Per 10 |                  | Each | Per 10 |
| 12 to 15 in..... | .35  | 3.00   | 15 to 18 in..... | .45  | 3.70   |



Kalmia.



**EUONYMUS — Continued**

**E. radicans acutus** (Sharpleaf Wintercreeper). 6-12 ft. Long, narrow, white-veined leaves, purplish underneath. Very graceful.

|                  |      |        |      |      |        |
|------------------|------|--------|------|------|--------|
|                  | Each | Per 10 |      | Each | Per 10 |
| 15 to 18 in..... | .45  |        | 3.70 |      |        |

**E. radicans colorata** (Redleaved Wintercreeper). 6-12 ft. Long, narrow, reddish-purple leaves. Excellent for winter coloring.

|                  |      |        |      |      |        |
|------------------|------|--------|------|------|--------|
|                  | Each | Per 10 |      | Each | Per 10 |
| 15 to 18 in..... | .45  |        | 3.70 |      |        |

**E. radicans vegetus** (Bigleaf Wintercreeper). 12-15 ft. A trailing, evergreen shrub with round, dull green leaves. Produces a profusion of orange-scarlet berries in the autumn. A very interesting plant and makes an excellent ground-cover.

|                  |      |        |      |                  |          |
|------------------|------|--------|------|------------------|----------|
|                  | Each | Per 10 |      | Each             | Per 10   |
| 12 to 15 in..... | .45  |        | 3.70 | 18 to 24 in..... | .70 5.50 |
| 15 to 18 in..... | .55  |        | 4.70 |                  |          |

**Ilex**

**Ilex crenata microphylla** (Littleleaf Japanese Holly). 6-8 ft. Extremely hardy; has small, dark lustrous green leaves. Makes a good hedge, specimen plant or rock garden plant.

|                |      |        |      |                 |           |
|----------------|------|--------|------|-----------------|-----------|
|                | Each | Per 10 |      | Each            | Per 10    |
| 6 to 8 in..... | .70  |        | 5.50 | 8 to 10 in..... | 1.00 8.50 |

**I. opaca** (American Holly). 30-50 ft. The beloved American Holly, charming with its large, shiny, thorny leaves and red berries. Very slow growing, and, in time really develops into quite a good sized tree. Does best in a moist, partially shaded place.

|                  |      |        |      |      |        |
|------------------|------|--------|------|------|--------|
|                  | Each | Per 10 |      | Each | Per 10 |
| 15 to 18 in..... |      |        | 3.00 |      | 25.00  |

**Kalmia**

**Kalmia latifolia** (Mountain-laurel). 6-10 ft. A vigorous evergreen shrub, with long, clustered leaves of rich, glossy green. Very hardy and will thrive in sunlight or partial shade. In May and June a beautiful, colorful picture is wrought when the clusters of rose-white flowers appear. Very effective in mass plantings or grouped with other evergreens.

|                  |      |        |       |                 |            |
|------------------|------|--------|-------|-----------------|------------|
|                  | Each | Per 10 |       | Each            | Per 10     |
| 18 to 24 in..... | 2.00 |        | 17.00 | 2 to 2½ ft..... | 3.00 25.00 |

**Leucothoe**

**Leucothoe catesbaei** (Drooping Leucothoe). 3-4 ft. Graceful, pendulous branches of heavy, shining green foliage; profuse creamy white, delicate, fragrant blossoms borne in long, drooping racemes. Valuable for planting under trees and other shady spots. Winter turns the leaves to a purplish red tint.

|                  |      |        |      |                  |           |
|------------------|------|--------|------|------------------|-----------|
|                  | Each | Per 10 |      | Each             | Per 10    |
| 12 to 15 in..... | .90  |        | 7.50 | 15 to 18 in..... | 1.10 9.00 |

**Ligustrum**

**Ligustrum lucidum** (Glossy Privet). 20-25 ft. Evergreen with rich glossy leaves. Hardy in the north in sheltered locations. Also called Waxleaf Privet.

|                  |      |        |      |                  |          |
|------------------|------|--------|------|------------------|----------|
|                  | Each | Per 10 |      | Each             | Per 10   |
| 10 to 12 in..... | .35  |        | 2.80 | 12 to 15 in..... | .45 3.70 |

**Lonicera — Honeysuckle**

**Lonicera nitida** (Japanese Privet Honeysuckle). 2-4 ft. A very neat shrub with glittering green box-like foliage. Exceptionally fine in the rock garden. Needs some protection during severe winters.

|                  |      |        |      |                  |        |
|------------------|------|--------|------|------------------|--------|
|                  | Each | Per 10 |      | Each             | Per 10 |
| 9 to 12 in.....  | .70  |        | 5.50 | 15 to 18 in..... | 1.35   |
| 12 to 15 in..... | 1.00 |        |      | 18 to 24 in..... | 1.65   |



**Leucothoe.**

**Mahonia — Hollygrape**

**Mahonia aquifolium** (Oregon Hollygrape). 4-5 ft. Shining green leaves which turn a rich, brilliant scarlet in autumn; showy yellow flowers appear in May, followed by blue-black berries; one of the most handsome evergreen shrubs. Best in half-shade.

|                  |      |        |      |                  |           |
|------------------|------|--------|------|------------------|-----------|
|                  | Each | Per 10 |      | Each             | Per 10    |
| 9 to 12 in.....  | .70  |        | 5.50 | 15 to 18 in..... | 1.25 9.50 |
| 12 to 15 in..... | .90  |        | 7.50 |                  |           |

**Nandina**

**Nandina domestica** (Nandina). 4-6 ft. A showy, interesting evergreen shrub. The panicles of white flowers are followed by large trusses of red berries. The new foliage is pinkish tinted and in winter changes to bright, fiery red. A real dash of color.

|                  |      |        |       |                  |            |
|------------------|------|--------|-------|------------------|------------|
|                  | Each | Per 10 |       | Each             | Per 10     |
| 12 to 15 in..... | 1.25 |        | 10.00 | 18 to 24 in..... | 2.25 19.00 |
| 15 to 18 in..... | 1.65 |        | 13.50 |                  |            |

**Pachysandra**

**Pachysandra terminalis** (Japanese Spurge). 8-10 in. The wonder ground-cover plant. Grows in sun, but particularly valuable in dry shady places where grass will not grow. In the spring, nosegays of lovely white blossoms appear through the glossy green leaves, and very frequently delightful waxy white berries appear in autumn. Most attractive when planted close together.

|                   |        |         |          |
|-------------------|--------|---------|----------|
|                   | Per 10 | Per 100 | Per 1000 |
| Pot grown .....   | 1.50   | 12.50   | 100.00   |
| Field grown ..... | 2.00   | 17.00   | 135.00   |

**Pieris**

**Pieris floribunda** (Mountain Andromeda). 3-4 ft. Invaluable for planting in the shade. Makes a low, compact, evergreen shrub, with small, dark green leaves and masses of white flowers in the spring. A happy addition to the rock garden.

|                  |      |        |       |                  |            |
|------------------|------|--------|-------|------------------|------------|
|                  | Each | Per 10 |       | Each             | Per 10     |
| 12 to 15 in..... | 2.25 |        | 19.00 | 15 to 18 in..... | 3.50 28.00 |

**P. japonica** (Japanese Andromeda). 5-6 ft. Thick, shiny leaves, turning bronze in winter, with drooping clusters of small, white flowers in May. Grows slowly and does best in a moist, partially shaded place.

|                  |      |        |       |                  |            |
|------------------|------|--------|-------|------------------|------------|
|                  | Each | Per 10 |       | Each             | Per 10     |
| 12 to 15 in..... | 1.65 |        | 13.50 | 15 to 18 in..... | 2.25 19.00 |



Rhododendron.

### Pyracantha — *Firethorn*

*Pyracantha coccinea lalandi* (Laland Firethorn). 10-15 ft. Truly a gem among the broad-leaved evergreens. Dark green leaves, small white flowers, but most beautiful of all are the great, gorgeous clusters of orange-red berries which appear in late summer. Exceptionally handsome when trained against a wall. Likes some protection in severe winters.

|                               | Each | Per 10 |
|-------------------------------|------|--------|
| 10 to 12 in., 4 in. pots..... | .80  | 6.50   |
| 12 to 15 in., 5 in. pots..... | 1.25 | 9.50   |

#### SPECIAL COLLECTION OF EVERGREEN SHRUBS

For shady, moist places. Balled and burlapped.

- 2 Rhododendron catawbiense, deep rose, 15 to 18 in.
- 2 Rhododendron maximum, white, 15 to 18 in.
- 4 Azalea Amoena, rosy purple, 8 to 10 in.

An opportunity to get a fine lot of broad-leaved evergreens that bloom from early spring until May at a worthwhile saving.

**SPECIAL Net Cash Price With Order..... \$6.75**

F. O. B. Our Nursery or Transportation Charges Collect

## Rhododendron

**Rhododendron carolinianum** (Carolina Rhododendron). 4-6 ft. Bright pink flowers in May and June and is one of the best for planting in open places. All Rhododendrons do best in half-shade and in an acid soil. Where the natural acid condition is lacking, we supply, at a small additional charge of 10 cents per plant, a mixture that gives to each plant the required acidity.

**R. catawbiense** (Catawba Rhododendron). 6-9 ft. Free-flowering, with large clusters of deep rosy purple blooms appearing in May or June.

|              | Each | Per 10 |              | Each | Per 10 |
|--------------|------|--------|--------------|------|--------|
| 12 to 15 in. | 1.65 | 13.50  | 15 to 18 in. | 2.00 | 17.00  |

**R. catawbiense Hybrid Seedlings** (Hybrid Catawba Rhododendron). 6-9 ft. Various shades of rose-purple blooms. Attractive when massed.

|                  | Each | Per 10 |
|------------------|------|--------|
| 10 to 12 in..... | 1.35 | 11.00  |

**R. maximum** (Rosebay Rhododendron). 8-12 ft. Will grow in dense shade or partial sunlight. The leaves are thick, very large and smooth. The flowers white to rose-tinted and blossoms profusely in May and June and usually into July.

|              | Each | Per 10 |              | Each | Per 10 |
|--------------|------|--------|--------------|------|--------|
| 12 to 15 in. | 1.35 | 11.00  | 15 to 18 in. | 1.65 | 13.50  |

## Viburnum

**Viburnum rhytidophyllum** (Leatherleaf Viburnum). 8-10 ft. A bold, handsome evergreen shrub with large, oblong leaves, deep green above, gray beneath, Rhododendron-like. A sheltered half-shady spot is really needed if the brilliant red berries are to mature.

|                  | Each | Per 10 |
|------------------|------|--------|
| 15 to 18 in..... | 1.00 | 9.00   |


## Vinca — *Periwinkle*

**Vinca minor** (Common Periwinkle or Myrtle). 6-8 in. A neat, trailing little evergreen plant with glossy foliage and bright blue flowers profusely appearing in the spring. Superb as a ground-cover.

|                   | Each | Per 10 | Per 100 |
|-------------------|------|--------|---------|
| 2 year No. 1..... | .25  | 2.00   | 15.00   |

**V. minor alba** (White Common Periwinkle or Myrtle). 6-8 in. Pretty white flowers.

|                   | Each | Per 10 | Per 100 |
|-------------------|------|--------|---------|
| 2 year No. 1..... | .35  | 2.80   | 22.00   |



Pyracantha.

# DECIDUOUS ORNAMENTAL AND SHADE TREES

Volumes could be written of trees, of their value and of their beauty. They are the oldest living things. We have listed herein the varieties of deciduous trees that are most valuable for their beauty and usefulness. Some are fast-growing, others slow-growing; some are beautiful and enchanting in the flowers they bear, others in their usefulness to mankind.

Deciduous trees can be planted as soon as the frost is out of the ground, and continued until late May, or in the autumn after two or three frosts, until the ground has frozen. In planting Deciduous Trees, dig the hole large enough so that the roots may be laid out straight, and deep enough so the tree will be about 1 inch deeper than it was planted in the nursery, which is shown by the collar on the trunk above the roots. While filling in the soil, shake the tree gently up and down and then tramp the earth in firmly. Soak thoroughly. It is usually advisable, especially on the larger size trees, to have guy wires on the tree for the first year until the roots become firmly established, as the swaying of the tree may disturb them. The sizes of the trees are given in height by feet, and frequently also by the calipre or thickness of the trunk in inches.



Bloodleaf Maple.

## Acer — *The Maples*

**Acer dasycarpum** (Silver Maple). 60-80 ft. Foliage light green, silvery underneath. One of the hardiest and fastest growing shade trees. Prefers rich, moist soil but will thrive almost anywhere except on dry ground. Brilliant autumnal coloring.

|                                     | Each | Per 10 | Per 100 |
|-------------------------------------|------|--------|---------|
| 6 to 8 ft.....                      | .55  | 4.70   | .....   |
| 8 to 10 ft.....                     | .80  | 6.50   | .....   |
| 8 to 10 ft., 1¼ to 1½ in. cal.....  | 1.10 | 9.50   | .....   |
| 10 to 12 ft., 1½ to 1¾ in. cal..... | 1.35 | 11.25  | .....   |
| 10 to 12 ft., 1¾ to 2 in. cal.....  | 1.90 | 14.50  | .....   |

**A. negundo** (Box Elder or Ash-leaved Maple). 60-70 ft. A rapid growing tree, will grow where other trees fail; especially good for dry, barren places and seashore.

|                                     | Each | Per 10 |
|-------------------------------------|------|--------|
| 6 to 8 ft.....                      | .60  | 5.00   |
| 8 to 10 ft.....                     | .90  | 7.50   |
| 8 to 10 ft., 1¼ to 1½ in. cal.....  | 1.10 | 9.50   |
| 10 to 12 ft., 1½ to 1¾ in. cal..... | 1.50 | .....  |
| 10 to 12 ft., 1¾ to 2 in. cal.....  | 1.90 | .....  |
| 12 to 13 ft., 2 to 2½ in. cal.....  | 2.25 | .....  |
| 12 to 13 ft., 2½ to 2½ in. cal..... | 3.00 | .....  |
| 13 to 14 ft., 2½ to 3 in. cal.....  | 3.75 | .....  |
| 14 to 15 ft., 3 to 3½ in. cal.....  | 5.00 | .....  |

## ACER — *Continued*

**A. palmatum atropurpureum** (Bloodleaf Japanese Maple). 6-8 ft. A good, dwarf tree with rich purple-red leaves all summer. Distinctive, slow growing, does best in the sun.

|                          | Each |
|--------------------------|------|
| 10 to 12 in. B. & B..... | .90  |
| 12 to 15 in. B. & B..... | 1.10 |
| 15 to 18 in. B. & B..... | 1.50 |
| 18 to 24 in. B. & B..... | 1.90 |
| 2 to 2½ ft. B. & B.....  | 3.00 |
| 2½ to 3 ft. B. & B.....  | 4.50 |

**A. palmatum atropurpureum dissectum** (Cutleaf Bloodleaf Japanese Maple). 4-6 ft. Very dwarf and slow growing with finely cut purple-red leaves. A good rock garden specimen; neat, graceful.

|                          | Each | Per 10 |
|--------------------------|------|--------|
| 10 to 12 in. B. & B..... | 1.35 | 11.25  |
| 12 to 15 in. B. & B..... | 1.90 | 14.50  |

**A. platanoides** (Norway Maple). 50-75 ft. A splendid variety for street and lawn planting because of its large, rounding, spreading head and broad, dark green foliage. One of the best street trees and very hardy; grows fairly quickly.


|                                     | Each  | Per 10 | Per 100 |
|-------------------------------------|-------|--------|---------|
| 6 to 8 ft.....                      | 1.35  | 11.25  | .....   |
| 8 to 10 ft.....                     | 1.90  | 14.50  | 125.00  |
| 8 to 10 ft., 1¼ to 1½ in. cal.....  | 2.25  | 19.00  | 150.00  |
| 10 to 12 ft., 1½ to 1¾ in. cal..... | 3.00  | 25.00  | 200.00  |
| 10 to 12 ft., 1¾ to 2 in. cal.....  | 3.75  | 31.00  | 250.00  |
| 12 to 14 ft., 2 to 2¼ in. cal.....  | 4.50  | 37.50  | .....   |
| 2¼ to 2½ in. cal.....               | 5.50  | 47.00  | .....   |
| 2½ to 3 in. cal.....                | 8.00  | 65.00  | .....   |
| 3 to 3½ in. cal.....                | 10.00 | 85.00  | .....   |
| 3½ to 4 in. cal.....                | 15.00 | 125.00 | .....   |

**A. platanoides schwedleri** (Schwedler Maple). 50-70 ft. Probably the best large-growing purpleleaf tree. Useful as a lawn specimen and practically the same as the Norway Maple in habit.

|                                     | Each | Per 10 |
|-------------------------------------|------|--------|
| 6 to 8 ft.....                      | 2.25 | 19.00  |
| 8 to 10 ft.....                     | 3.00 | 25.00  |
| 8 to 10 ft., 1¼ to 1½ in. cal.....  | 3.75 | 31.00  |
| 10 to 12 ft., 1½ to 1¾ in. cal..... | 5.25 | 44.00  |
| 10 to 12 ft., 1¾ to 2 in. cal.....  | 6.00 | 50.00  |
| 12 to 14 ft., 2 to 2¼ in. cal.....  | 7.00 | .....  |
| 2¼ to 2½ in. cal.....               | 9.00 | .....  |

**A. rubrum** (Red or Scarlet Maple). 60-80 ft. A tall, spreading tree, colorful in the spring with clusters of reddish flowers, and in the fall afire with brilliant foliage. Succeeds in wet situations where no other Maple will thrive.

|                                     | Each | Per 10 |
|-------------------------------------|------|--------|
| 6 to 8 ft.....                      | 1.35 | 11.25  |
| 8 to 10 ft.....                     | 1.90 | 14.50  |
| 8 to 10 ft., 1¼ to 1½ in. cal.....  | 2.25 | 19.00  |
| 10 to 12 ft., 1½ to 1¾ in. cal..... | 3.00 | 25.00  |
| 10 to 12 ft., 1¾ to 2 in. cal.....  | 3.50 | 28.00  |
| 12 to 14 ft., 2 to 2¼ in. cal.....  | 4.50 | 37.50  |
| 2¼ to 2½ in. cal.....               | 5.50 | 47.00  |
| 2½ to 3 in. cal.....                | 6.75 | 56.00  |



Betula—Birch.

ACER — *Continued*

**A. saccharum** (Sugar Maple). 50-75 ft. A magnificent tree for lawns, streets, or drives. Combining beauty, hardiness, and disease-resistance, it deserves its popularity. Has gorgeous autumnal coloring.

|                                     | Each | Per 10 |
|-------------------------------------|------|--------|
| 6 to 8 ft.....                      | 1.35 | 11.25  |
| 8 to 10 ft.....                     | 1.90 | .....  |
| 10 to 12 ft., 1¼ to 1½ in. cal..... | 3.00 | .....  |
| 10 to 12 ft., 1½ to 1¾ in. cal..... | 3.50 | .....  |
| 12 to 14 ft., 1¾ to 2 in. cal.....  | 4.50 | .....  |
| 12 to 14 ft., 2 to 2¼ in. cal.....  | 6.00 | .....  |
| 2¼ to 2½ in. cal.....               | 8.00 | .....  |
| 2½ to 3 in. cal.....                | 9.75 | .....  |

**Aesculus — Horsechestnut**

**Aesculus glabra** (Ohio Buckeye). 50-70 ft. A stalwart tree which bears greenish-yellow flowers in panicles some 6 inches long. An excellent street tree.

|                | Each | Per 10 |                | Each | Per 10 |
|----------------|------|--------|----------------|------|--------|
| 2 to 3 ft..... | 1.00 | 8.50   | 5 to 6 ft..... | 2.25 | 19.00  |
| 3 to 4 ft..... | 1.35 | 11.00  | 6 to 8 ft..... | 3.00 | .....  |
| 4 to 5 ft..... | 1.65 | 13.50  |                |      |        |

**Alnus — Alder**

**Alnus glutinosa** (European Alder). 70-80 ft. A vigorous growing tree with dark, dull green foliage. Adapted to most situations, especially damp places.

|                | Each | Per 10 |                  | Each | Per 10 |
|----------------|------|--------|------------------|------|--------|
| 4 to 5 ft..... | .80  | 6.50   | 8 to 10 ft.....  | 2.25 | 19.00  |
| 5 to 6 ft..... | 1.10 | 9.50   | 10 to 12 ft..... | 3.00 | 25.00  |
| 6 to 8 ft..... | 1.90 | 14.50  | 12 to 14 ft..... | 3.75 | 31.00  |

**A. incana** (Speckled Alder). 40-60 ft. Best adapted to moist soils and cool or cold climates. Produces flowers in early spring, and bears interesting cones.

|                | Each |                | Each |
|----------------|------|----------------|------|
| 2 to 3 ft..... | .70  | 4 to 5 ft..... | 1.10 |
| 3 to 4 ft..... | .90  |                |      |

**Amygdalus**

**Amygdalus persica rosea** (Pink Flowering Peach). 10-12 ft. A very decorative, doubleflowering form. The blooms appear before the leaves in early spring.

|                  | Each | Per 10 |                | Each | Per 10 |
|------------------|------|--------|----------------|------|--------|
| 18 to 24 in..... | .45  | 3.75   | 3 to 4 ft..... | .90  | 7.50   |
| 2 to 3 ft.....   | .65  | 5.50   | 4 to 5 ft..... | 1.10 | 9.35   |

**Betula — The Birches**

**Betula alba** (European White Birch). 30-50 ft. A tall, graceful tree of moderately quick growth, with spray-like branches and silvery white bark. Excellent as a specimen tree for the lawn and for group planting.

|                                    | Each | Per 10 |
|------------------------------------|------|--------|
| 5 to 6 ft.....                     | .90  | 7.50   |
| 6 to 8 ft.....                     | 1.10 | 9.50   |
| 8 to 10 ft.....                    | 1.90 | 14.50  |
| 8 to 10 ft., 1¼ to 1½ in. cal..... | 3.00 | 25.00  |
| 1½ to 1¾ in. cal.....              | 3.40 | 28.00  |
| 1¾ to 2 in. cal.....               | 4.50 | 37.50  |
| 2 to 2½ in. cal.....               | 5.50 | 47.00  |
| 2½ to 3 in. cal.....               | 6.75 | 55.00  |
| 3 to 4 in. cal.....                | 9.00 | .....  |

**B. lutea** (Yellow Birch). 60-100 ft. One of the finest trees for windbreaks. The bark is attractive, silvery tinged with yellow and brown. A fairly rapid growing tree, does best in moist situations.


|                | Each | Per 10 |                | Each | Per 10 |
|----------------|------|--------|----------------|------|--------|
| 3 to 4 ft..... | .70  | 5.50   | 4 to 5 ft..... | .90  | 7.50   |

**B. papyrifera** (Paper or Canoe Birch). 50-75 ft. Large-leaved with white bark and open head. It combines hardiness with beauty and picturesqueness.

|                                     | Each | Per 10 | Per 100 |
|-------------------------------------|------|--------|---------|
| 5 to 6 ft.....                      | 1.10 | 9.50   | .....   |
| 6 to 8 ft.....                      | 1.90 | 14.50  | 125.00  |
| 8 to 10 ft., 1 to 1¼ in. cal.....   | 2.25 | 19.00  | .....   |
| 8 to 10 ft., 1¼ to 1½ in. cal.....  | 3.50 | .....  | .....   |
| 10 to 12 ft., 1½ to 1¾ in. cal..... | 4.50 | .....  | .....   |
| 1¾ to 2 in. cal.....                | 5.50 | .....  | .....   |
| 2 to 2½ in. cal.....                | 6.75 | .....  | .....   |
| 2½ to 3 in. cal.....                | 9.00 | .....  | .....   |

**B. pendula gracilis** (Cut Leaf Weeping Birch). 30-40 ft. Graceful, picturesque tree with drooping branches and finely serrated leaves. A vigorous grower in rich, moist soil.

|   | Each | Per 10 |
|---|------|--------|
| 5 to 6 ft., B. & B.....                     | 1.35 | 11.00  |
| 6 to 8 ft., B. & B.....                     | 1.90 | .....  |
| 8 to 10 ft., B. & B.....                    | 2.25 | .....  |
| 8 to 10 ft., 1¼ to 1½ in. cal., B. & B..... | 3.00 | .....  |
| 2 to 2½ in. cal., B. & B.....               | 5.50 | .....  |
| 2½ to 3 in. cal., B. & B.....               | 8.00 | .....  |



Catalpa Bungei.



### Catalpa

**Catalpa bungei** (Umbrella Catalpa). 10-15 ft. Narrow, straight trunk, umbrella-shaped branches with luxuriant, glossy foliage. Useful in formal plantings.

|  | Each | Per 10 | Per 100 |
|--|------|--------|---------|
| 1 yr. heads, 4 to 5 ft.....                                | .50  | 4.50   | 35.00   |
| 1 yr. heads, 5 to 6 ft.....                                | .60  | 5.00   | 40.00   |
| 2 yr. heads, 4 to 5 ft.....                                | .60  | 5.00   | 40.00   |
| 2 yr. heads, 5 to 6 ft., 1½ in. cal.,<br>extra heavy ..... | .70  | 5.50   | 45.00   |
| 2 yr. heads, 6 to 7 ft., 1¾ in. cal.,<br>extra heavy ..... | 1.00 | 8.50   | 67.50   |

**C. speciosa** (Western Catalpa). 30-35 ft. A picturesque tree with large, heart-shaped leaves, white flowers, and long, bean-like seed pods. A rapid grower and very hardy; excellent avenue and lawn tree; does well in any good soil.

|                  | Each | Per 10 | Per 100 |
|------------------|------|--------|---------|
| 6 to 8 ft.....   | .55  | 4.70   | .....   |
| 8 to 10 ft.....  | .90  | 7.50   | 60.00   |
| 10 to 12 ft..... | 1.35 | 11.00  | 90.00   |

### Celtis

**Celtis occidentalis** (Hackberry). 50-60 ft. Medium slow-grower and very hardy; not particular as to soil and produces orange-red to dark purple fruit. Habit and foliage similar to Elm.

|                | Each | Per 10 | Per 100 |
|----------------|------|--------|---------|
| 3 to 4 ft..... | 1.10 | 9.50   | .....   |
| 4 to 5 ft..... | 1.35 | 11.00  | 90.00   |
| 5 to 6 ft..... | 1.90 | 14.50  | 125.00  |
| 6 to 8 ft..... | 2.25 | 19.00  | .....   |

### Cercis

**Cercis canadensis** (American Redbud or Judas Tree). 20-25 ft. An abundance of a most unusual shade of reddish-purplish flowers covers the tree in early spring before the large, heart-shaped leaves appear. Very effective, especially when combined with Dogwood.

|                | Each | Per 10 |                  | Each | Per 10 |
|----------------|------|--------|------------------|------|--------|
| 4 to 5 ft..... | .70  | 5.50   | 8 to 10 ft.....  | 3.00 | .....  |
| 5 to 6 ft..... | 1.10 | 9.50   | 10 to 12 ft..... | 3.75 | .....  |
| 6 to 8 ft..... | 2.00 | .....  | 12 to 14 ft..... | 5.25 | .....  |

### Cladrastis


**Cladrastis lutea** (Yellowwood). 30-40 ft. A handsome, graceful tree with long panicles of fragrant, white blossoms; in the autumn the foliage turns a brilliant yellow, breath-taking in its beauty.

|                | Each | Per 10 |                 | Each | Per 10 |
|----------------|------|--------|-----------------|------|--------|
| 4 to 5 ft..... | 3.00 | 25.00  | 6 to 8 ft.....  | 4.00 | 35.00  |
| 5 to 6 ft..... | 3.40 | 28.00  | 8 to 10 ft..... | 6.00 | 50.00  |

### Cornus — *The Dogwoods*

**Cornus florida** (Whiteflowering Dogwood). 15-25 ft. A native tree known and beloved by everyone. Its beautiful white blossoms burst into glorious bloom in early spring before the leaves appear; in the autumn brilliant scarlet berries mingle cheerfully with the rich coloring of pink, crimson, scarlet, maroon of the leaves.

|                           | Each | Per 10 |
|---------------------------|------|--------|
| 15 to 18 in.....          | .30  | 2.50   |
| 18 to 24 in.....          | .35  | 2.80   |
| 2 to 3 ft.....            | .45  | 3.75   |
| 3 to 4 ft.....            | .70  | 5.50   |
| 4 to 5 ft., B. & B.....   | 1.50 | 12.50  |
| 5 to 6 ft., B. & B.....   | 2.25 | 19.00  |
| 6 to 8 ft., B. & B.....   | 3.75 | 31.00  |
| 8 to 10 ft., B. & B.....  | 5.25 | 45.00  |
| 10 to 12 ft., B. & B..... | 8.00 | .....  |



Cornus—Dogwood.

### CORNUS — *Continued*

**C. florida rubra** (Redflowering Dogwood). 15-20 ft. An enchanting creation with lovely pink flowers. A charming combination is made by planting the pink and white varieties together. Like the Whiteflowering and the Kousa Dogwoods, it does well in partial shade.

|                           | Each  | Per 10 |
|---------------------------|-------|--------|
| 15 to 18 in., B. & B..... | .70   | 5.50   |
| 18 to 24 in., B. & B..... | 1.00  | 8.50   |
| 2 to 3 ft., B. & B.....   | 1.90  | 14.50  |
| 3 to 4 ft., B. & B.....   | 3.00  | 25.00  |
| 4 to 5 ft., B. & B.....   | 4.50  | 37.50  |
| 5 to 6 ft., B. & B.....   | 7.50  | 62.50  |
| 6 to 8 ft., B. & B.....   | 11.50 | 95.00  |

**C. florida kousa** (Kousa Dogwood). 16-18 ft. Bears creamy white flowers after the foliage appears in early spring. Large, cherry-like scarlet berries are a delight to the birds in autumn.

|                  | Each | Each                |
|------------------|------|---------------------|
| 18 to 24 in..... | .70  | 3 to 4 ft..... 1.50 |
| 2 to 3 ft.....   | 1.00 | 4 to 5 ft..... 2.25 |

### Corylus

**Corylus avellana** (Filbert). 10-15 ft. A native nut-bearing tree, small but very attractive.

|                  | Each | Each                |
|------------------|------|---------------------|
| 18 to 24 in..... | .50  | 3 to 4 ft..... .90  |
| 2 to 3 ft.....   | .60  | 4 to 5 ft..... 1.25 |

### Crataegus — *The Hawthorn*

**Crataegus arnoldiana** (Arnold Hawthorn). 15-20 ft. A small, spiny tree with spreading and ascending branches. Conspicuous in August and September with its profusion of bright crimson fruit.

|                  | Each | Each                |
|------------------|------|---------------------|
| 18 to 24 in..... | .70  | 2 to 3 ft..... 1.00 |

**C. coccinea** (Thicket Hawthorn). 10-12 ft. Dense, thorny branches, shiny foliage, scarlet-brown berries.

|                  | Each | Each                |
|------------------|------|---------------------|
| 18 to 24 in..... | .70  | 2 to 3 ft..... 1.00 |

CRATAEGUS — *Continued*

**C. crusgalli** (Cockspur Thorn). 15-20 ft. A mass of white flowers, deep green, shiny leaves and dull red fruits make this Hawthorn distinctive.

|                  |      |                |      |
|------------------|------|----------------|------|
|                  | Each |                | Each |
| 18 to 24 in..... | .70  | 2 to 3 ft..... | 1.00 |

**C. oxyacantha** (English Hawthorn). 15-20 ft. Probably the best known member of the Hawthorn family, with clusters of large fragrant white flowers and showy red berries.

|                  |      |        |                |      |        |
|------------------|------|--------|----------------|------|--------|
|                  | Each | Per 10 |                | Each | Per 10 |
| 18 to 24 in..... | .55  | 4.70   | 2 to 3 ft..... | .70  | 5.50   |

**C. oxyacantha pauli** (Paul's Scarlet Thorn). 12-15 ft. One of the choicest ornamental trees in existence, with double, brilliant red flowers.

|                  |      |        |                |      |        |
|------------------|------|--------|----------------|------|--------|
|                  | Each | Per 10 |                | Each | Per 10 |
| 18 to 24 in..... | 1.00 | 8.50   | 4 to 5 ft..... | 2.25 | 19.00  |
| 2 to 3 ft.....   | 1.35 | 11.25  | 5 to 6 ft..... | 3.00 | 25.00  |
| 3 to 4 ft.....   | 1.90 | 14.50  |                |      |        |

**C. prunifolia** (Plumleaf Hawthorn). 15-20 ft. Spreading, ascending, spiny branches; blossoms with pink centers, developing into scarlet fruit.

|                  |      |                |      |
|------------------|------|----------------|------|
|                  | Each |                | Each |
| 18 to 24 in..... | 1.00 | 2 to 3 ft..... | 1.35 |

**Diospyros**

**Diospyros virginiana** (Common Persimmon). 40-50 ft. A handsome tree, succeeding in most soils, but likes a sheltered situation; has white flowers, but best of all is the fruit which is orange-yellow in color, deliciously edible.

|                |      |        |                |      |        |
|----------------|------|--------|----------------|------|--------|
|                | Each | Per 10 |                | Each | Per 10 |
| 2 to 3 ft..... | .75  | 6.25   | 4 to 5 ft..... | 1.10 | .....  |
| 3 to 4 ft..... | .90  | 7.50   | 5 to 6 ft..... | 1.75 | .....  |

**Fagus — *The Beech***

**Fagus americana** (American Beech). 80-100 ft. A handsome native tree, slow growing, with clean, smooth, gray bark. Autumn turns the foliage to a brilliant golden yellow. Valuable for timber, wind-breaks, specimen trees or hedges. Prefers sandy, or loamy alkaline soil.

|                           |       |        |
|---------------------------|-------|--------|
|                           | Each  | Per 10 |
| 6 to 8 ft., B. & B.....   | 6.75  | 55.00  |
| 8 to 10 ft., B. & B.....  | 9.00  | 75.00  |
| 10 to 12 ft., B. & B..... | 11.00 | 90.00  |
| 12 to 14 ft., B. & B..... | 13.50 | 110.00 |

**Fraxinus — *The Ash***

**Fraxinus americana (alba)** (White Ash). 80-100 ft. Beautiful broad-leaved tree of rapid growth; very beautiful autumnal coloring of golden tones. Prefers moist soil.

|                                     |      |        |         |
|-------------------------------------|------|--------|---------|
|                                     | Each | Per 10 | Per 100 |
| 5 to 6 ft.....                      | 1.10 | 9.50   | .....   |
| 6 to 8 ft.....                      | 1.35 | 11.00  | .....   |
| 8 to 10 ft., 1 to 1¼ in. cal.....   | 1.90 | 14.50  | .....   |
| 8 to 10 ft., 1¼ to 1½ in. cal.....  | 2.25 | 19.00  | .....   |
| 10 to 12 ft., 1½ to 1¾ in. cal..... | 3.00 | 25.00  | .....   |
| 12 to 14 ft., 1¾ to 2 in. cal.....  | 4.00 | 35.00  | .....   |
| 2 to 2½ in. cal.....                | 5.25 | .....  | .....   |

**Ginkgo**

**Ginkgo biloba** (Maidenhair-tree). 75-100 ft. An unusual and picturesque tree with leaves shaped like maidenhair fern; bears cones. Perfectly hardy, easily grown in good soil, and immune from disease. An excellent street tree.

|                  |      |                |      |
|------------------|------|----------------|------|
|                  | Each |                | Each |
| 18 to 24 in..... | .70  | 2 to 3 ft..... | 1.00 |

**Gleditsia — *Honeylocust***

**Gleditsia triacanthos** (Common Honeylocust). 60-70 ft. Thorny tree with fragrant white flowers in May, delicate foliage. Rapid growing, hardy, and adapted to most soils, thriving very well in gravelly soil.

|                |      |                 |      |
|----------------|------|-----------------|------|
|                | Each |                 | Each |
| 3 to 4 ft..... | .50  | 6 to 8 ft.....  | 1.10 |
| 4 to 5 ft..... | .65  | 8 to 10 ft..... | 1.90 |
| 5 to 6 ft..... | .80  |                 |      |

**Gymnocladus**

**Gymnocladus dioica** (Kentucky Coffeetree). 50-70 ft. A picturesque tree with gnarled branches; light, blue-green foliage and inconspicuous but delightfully fragrant flowers; slow growing.

|                  |      |                |      |
|------------------|------|----------------|------|
|                  | Each |                | Each |
| 18 to 24 in..... | .50  | 3 to 4 ft..... | 1.10 |
| 2 to 3 ft.....   | .70  |                |      |

**Juglans**

**Juglans cinerea** (Butternut). 60-100 ft. Aside from being a fine ornamental and timber tree, this tree bears a good quantity of the delicious, edible Butternuts. The best growing conditions is present in fertile deep and well-drained loams.

|                |      |                 |      |
|----------------|------|-----------------|------|
|                | Each |                 | Each |
| 3 to 4 ft..... | .75  | 6 to 8 ft.....  | 2.00 |
| 4 to 5 ft..... | 1.00 | 8 to 10 ft..... | 2.75 |
| 5 to 6 ft..... | 1.50 |                 |      |

**J. nigra** (Black Walnut). 80-100 ft. Tall, erect native tree, edible fruit.

|                |      |        |                |      |        |
|----------------|------|--------|----------------|------|--------|
|                | Each | Per 10 |                | Each | Per 10 |
| 3 to 4 ft..... | .80  | 6.50   | 5 to 6 ft..... | 1.25 | 10.00  |
| 4 to 5 ft..... | 1.00 | 8.50   | 6 to 8 ft..... | 1.50 | 12.50  |

**J. regia** (English Walnut). 60-100 ft. Tall, hardy, and producing the delicious, edible English Walnuts.

|                |      |                |      |
|----------------|------|----------------|------|
|                | Each |                | Each |
| 2 to 3 ft..... | 1.50 | 4 to 5 ft..... | 2.50 |
| 3 to 4 ft..... | 2.00 | 5 to 6 ft..... | 3.50 |

**J. sieboldiana** (Japan Walnut). 50-60 ft. Another excellent member of the Walnut family, producing a copious quantity of edible fruit.

|                |      |        |                  |      |        |
|----------------|------|--------|------------------|------|--------|
|                | Each | Per 10 |                  | Each | Per 10 |
| 3 to 4 ft..... | .60  | .....  | 6 to 8 ft.....   | 1.50 | 12.50  |
| 4 to 5 ft..... | .90  | 7.50   | 8 to 10 ft.....  | 2.00 | 17.00  |
| 5 to 6 ft..... | 1.25 | 10.00  | 10 to 12 ft..... | 3.25 | .....  |



Paul's Scarlet Thorn.

### Koelreuteria

**Koelreuteria paniculata** (Goldenrain-tree). 25-30 ft. A very decorative tree that thrives in difficult locations which are subject to dry, hot winds. Enormous panicles of brilliant yellow flowers in July; large seed pods hang on a long time after the flowers disappear. Also called Varnishtree.

|                  |      |        |                |      |        |
|------------------|------|--------|----------------|------|--------|
|                  | Each | Per 10 |                | Each | Per 10 |
| 18 to 24 in..... | .55  | 4.50   | 3 to 4 ft..... | .90  | 7.50   |
| 2 to 3 ft.....   | .70  | 5.50   |                |      |        |

### Laburnum

**Laburnum vulgare** (Goldenchain). 20-30 ft. A small tree with long racemes of golden blossoms in June; smooth, shining foliage. Best results are obtained by planting in a cool and shady location.

|                |      |        |                |      |        |
|----------------|------|--------|----------------|------|--------|
|                | Each | Per 10 |                | Each | Per 10 |
| 2 to 3 ft..... | .90  | 7.50   | 4 to 5 ft..... | 1.65 | 13.50  |
| 3 to 4 ft..... | 1.15 | 9.50   | 5 to 6 ft..... | 2.25 | 19.00  |

### Larix — *The Larch*

**Larix europaea** (European Larch). 50-60 ft. A tall pyramidal tree, cone bearing and having downy, feathery, evergreen-like foliage throughout the summer, turning to bright gold in autumn. Rapid growing.

|                 |      |        |                  |      |        |
|-----------------|------|--------|------------------|------|--------|
|                 | Each | Per 10 |                  | Each | Per 10 |
| 6 to 8 ft.....  | 3.50 | 28.00  | 10 to 12 ft..... | 5.25 | 45.00  |
| 8 to 10 ft..... | 3.75 | 31.00  | 12 to 14 ft..... | 6.75 | 55.00  |

### Liquidambar

**Liquidambar styraciflua** (Sweetgum). 75-100 ft. Nothing can surpass the rich, brilliant autumn coloring of the Sweetgum; thrives in swampy or moist places; the interesting corky bark exudes a sweet, aromatic sap.

|                |      |                  |      |
|----------------|------|------------------|------|
|                | Each |                  | Each |
| 2 to 3 ft..... | 1.00 | 6 to 8 ft.....   | 3.25 |
| 3 to 4 ft..... | 1.50 | 8 to 10 ft.....  | 4.00 |
| 4 to 5 ft..... | 1.65 | 10 to 12 ft..... | 5.50 |
| 5 to 6 ft..... | 2.25 | 12 to 14 ft..... | 8.50 |

### Liriodendron

**Liriodendron tulipifera** (Tuliptree). 100-150 ft. A handsome, noble tree with broad leaves and adorned in spring with tulip-like flowers of green, orange, and yellow; autumn turns the leaves to rich golden yellow; grows rapidly. Also called Tulip Poplar.

|                |      |        |                 |      |        |
|----------------|------|--------|-----------------|------|--------|
|                | Each | Per 10 |                 | Each | Per 10 |
| 6 to 8 ft..... | 1.65 | 13.50  | 8 to 10 ft..... | 2.25 | 19.00  |

### Magnolia

**Magnolia soulangeana** (Saucer Magnolia). 15-18 ft. A spectacular display of gorgeous bloom in April and May when the large white flowers, purplish pink tinted, appear.

|                  |      |        |
|------------------|------|--------|
|                  | Each | Per 10 |
| 12 to 15 in..... | 1.35 | 11.00  |

**M. tripetala** (Umbrella Magnolia). 30-40 ft. Broad spreading branches and enormous leaves. The flowers are immense in size. Attractive and hardy.

|                  |      |                |      |
|------------------|------|----------------|------|
|                  | Each |                | Each |
| 18 to 24 in..... | 1.00 | 2 to 3 ft..... | 1.50 |

**M. stellata** (Star Magnolia). 10-12 ft. A dazzling profusion of pure white, deliciously fragrant, semi-double flowers appear before the leaves.

|                  |      |        |
|------------------|------|--------|
|                  | Each | Per 10 |
| 12 to 15 in..... | 2.25 | 19.00  |

### Malus — *The Flowering Crabs*

**Malus atrosanguinea** (Carmine Crab). 12-15 ft. A shapely flowering tree which bears a profusion of single red flowers in early spring.

|                |      |        |                |      |        |
|----------------|------|--------|----------------|------|--------|
|                | Each | Per 10 |                | Each | Per 10 |
| 3 to 4 ft..... | .90  | .....  | 5 to 6 ft..... | 1.50 | 12.50  |
| 4 to 5 ft..... | 1.20 | 9.00   |                |      |        |



Bechtel's Flowering Crab.

MALUS — *Continued*

**M. ioensis plena** (Bechtel Crab). 12-16 ft. A profusion of fragrant, double pink blossoms which resemble miniature roses. Grows rapidly and vigorously and is the last of the flowering crabs to bloom.

|                  |      |        |                |      |        |
|------------------|------|--------|----------------|------|--------|
|                  | Each | Per 10 |                | Each | Per 10 |
| 18 to 24 in..... | .35  | 3.00   | 3 to 4 ft..... | .80  | 6.50   |
| 2 to 3 ft.....   | .45  | 3.75   | 4 to 5 ft..... | 1.20 | 9.00   |

**M. scheideckeri** (Scheidecker Crab). 12-15 ft. Beautiful clusters of large, lasting double pink flowers, followed by showy yellow, waxy fruits.

|                |      |                |      |
|----------------|------|----------------|------|
|                | Each |                | Each |
| 2 to 3 ft..... | .70  | 4 to 5 ft..... | 1.20 |
| 3 to 4 ft..... | .90  |                |      |

**Morus — *The Mulberry***

**Morus alba pendula** (Teas Weeping Mulberry). 8-10 ft. A thrifty, hardy, small weeping lawn tree which forms a perfect umbrella-shaped head of light green and bears reddish purple fruit. Very popular.

|                              |      |        |
|------------------------------|------|--------|
|                              | Each | Per 10 |
| 4 to 5 ft., 1 yr. heads..... | .90  | 7.50   |
| 4 to 5 ft., 2 yr. heads..... | 1.25 | 9.50   |

**M. alba tatarica** (Russian Mulberry). 35-50 ft. A bushy topped tree, hardy and desirable. The berries, which vary in color from creamy white, shades of red, to almost black are very enticing to birds.

|                |      |        |                |      |        |
|----------------|------|--------|----------------|------|--------|
|                | Each | Per 10 |                | Each | Per 10 |
| 4 to 5 ft..... | .55  | 4.70   | 6 to 8 ft..... | .90  | 7.50   |
| 5 to 6 ft..... | .70  | 5.50   |                |      |        |

**Myrica**

**Myrica cerifera** (Southern Waxmyrtle). 30-40 ft. The leaves are attractive, part-evergreen; bears grayish-white fruit; prefers a moist, peaty soil.

|                  |      |        |         |
|------------------|------|--------|---------|
|                  | Each | Per 10 | Per 100 |
| 12 to 18 in..... | .55  | 3.70   | .....   |
| 18 to 24 in..... | .80  | 6.50   | 52.50   |
| 2 to 3 ft.....   | 1.10 | 9.00   | .....   |

**Nyssa**

**Nyssa sylvatica** (Sourgum or Tupelo). 40-60 ft. Picturesque and very vigorous with long, ribbon-like foliage that turns brilliantly flaming in autumn; does well in wet places. Also called Black Gum.

|                |      |                |      |
|----------------|------|----------------|------|
|                | Each |                | Each |
| 2 to 3 ft..... | 1.50 | 3 to 4 ft..... | 2.00 |



Planetree.

*We can supply large, developed trees in most of the standard varieties of Shade Trees, Evergreens and Fruits. Let us give you our quotations.*

**Platanus — *The Planetree***

**Platanus occidentalis** (American Planetree or Sycamore). 75-100 ft. A massively foliaged, large tree with heart-shaped leaves and shaded gray and white bark. Seems to prefer a moist location.

|   |      |        |
|---|------|--------|
|   | Each | Per 10 |
| 8 to 10 ft., 1 to 1 1/4 in. cal.....      | 1.50 | .....  |
| 8 to 10 ft., 1 1/4 to 1 1/2 in. cal.....  | 2.00 | .....  |
| 10 to 12 ft., 1 1/2 to 1 3/4 in. cal..... | 3.00 | 25.00  |
| 10 to 12 ft., 1 3/4 to 2 in. cal.....     | 4.50 | 37.50  |
| 12 to 14 ft., 2 to 2 1/2 in. cal.....     | 6.75 | 56.00  |

**P. orientalis** (European or Oriental Planetree). 70-80 ft. One of the best all-round trees in existence; rapid growing, enduring, resists city smoke, dust, insects and carries its foliage until late autumn; does well at the seashore.

|   |       |        |         |
|---|-------|--------|---------|
|   | Each  | Per 10 | Per 100 |
| 6 to 8 ft.....                            | .80   | 6.50   | 52.00   |
| 8 to 10 ft., 1 to 1 1/4 in. cal.....      | 1.10  | 9.00   | 75.00   |
| 8 to 10 ft., 1 1/4 to 1 1/2 in. cal.....  | 1.50  | 12.50  | 97.50   |
| 10 to 12 ft., 1 1/2 to 1 3/4 in. cal..... | 2.00  | 17.50  | 135.00  |
| 10 to 12 ft., 1 3/4 to 2 in. cal.....     | 3.00  | 25.00  | .....   |
| 12 to 14 ft., 2 to 2 1/2 in. cal.....     | 3.75  | 31.00  | .....   |
| 2 1/4 to 2 1/2 in. cal.....               | 5.00  | 40.00  | .....   |
| 2 1/2 to 3 in. cal.....                   | 8.00  | .....  | .....   |
| 3 to 3 1/2 in. cal.....                   | 11.00 | .....  | .....   |
| 3 1/2 to 4 in. cal.....                   | 14.00 | .....  | .....   |
| 4 to 5 in. cal.....                       | 18.00 | .....  | .....   |

**Populus — *The Poplars***

**Populus bolleana** (Bolleana Poplar). 50-60 ft. Tall columnar tree, similar to the Lombardy Poplar, with gray bark and glittering green leaves silvery underneath; rapid growing.

|   |      |        |
|---|------|--------|
|   | Each | Per 10 |
| 6 to 8 ft.....                            | .75  | 6.00   |
| 8 to 10 ft., 1 to 1 1/4 in. cal.....      | 1.00 | 8.50   |
| 8 to 10 ft., 1 1/4 to 1 1/2 in. cal.....  | 1.35 | 11.00  |
| 10 to 12 ft., 1 1/2 to 1 3/4 in. cal..... | 1.65 | 13.50  |
| 10 to 12 ft., 1 3/4 to 2 in. cal.....     | 2.25 | 19.00  |
| 2 to 2 1/2 in. cal.....                   | 3.00 | 25.00  |

**P. eugenei** (Carolina Poplar). 75-90 ft. Hardy, rapid growing; succeeds even in dry places or near the seashore; attractive heart-shaped foliage and gray-green bark.

|   |      |        |         |
|---|------|--------|---------|
|   | Each | Per 10 | Per 100 |
| 6 to 8 ft.....                            | .60  | 5.00   | 40.00   |
| 8 to 10 ft., 1 to 1 1/4 in. cal.....      | .75  | 6.00   | 50.00   |
| 8 to 10 ft., 1 1/4 to 1 1/2 in. cal.....  | .90  | 7.50   | 60.00   |
| 10 to 12 ft., 1 1/2 to 1 3/4 in. cal..... | 1.35 | 11.00  | 90.00   |
| 10 to 12 ft., 1 3/4 to 2 in. cal.....     | 2.00 | 17.50  | 135.00  |
| 12 to 14 ft., 2 to 2 1/2 in. cal.....     | 3.00 | 25.00  | 200.00  |
| 12 to 14 ft., 2 1/2 to 3 in. cal.....     | 3.75 | 31.00  | 250.00  |
| 3 to 3 1/2 in. cal.....                   | 5.00 | .....  | .....   |
| 3 1/2 to 4 in. cal.....                   | 8.00 | .....  | .....   |

**P. lasiocarpa** (Chinese Poplar). 50-60 ft. Tall, pyramidal, rapid growing with bright green, heart-shaped leaves. Easy to grow and is widely used for avenues, windbreaks and ornament.

|  |      |        |
|--|------|--------|
|  | Each | Per 10 |
| 8 to 10 ft., 1 to 1 1/4 in. cal.....     | 1.25 | 10.00  |
| 8 to 10 ft., 1 1/4 to 1 1/2 in. cal..... | 1.50 | 12.50  |
| 10 to 12 ft., 1 1/2 to 2 in. cal.....    | 2.00 | 17.00  |
| 12 to 14 ft., 2 to 2 1/2 in. cal.....    | 3.00 | 25.00  |
| 14 to 16 ft., 2 1/2 to 3 in. cal.....    | 3.75 | 31.00  |
| 16 to 18 ft., 3 to 3 1/2 in. cal.....    | 5.00 | 40.00  |
| 3 1/2 to 4 in. cal.....                  | 8.00 | .....  |

**P. nigra italica** (Lombardy Poplar). 60-80 ft. Extremely rapid-growing tree, tall, slender; the leaves are pale green, lighter beneath. Excellent for either landscape accent or screens. The Lombardy Poplar, indeed, is romantic as the moon itself.

|                  |      |        |         |
|------------------|------|--------|---------|
|                  | Each | Per 10 | Per 100 |
| 5 to 6 ft.....   | .35  | 2.50   | 22.50   |
| 6 to 8 ft.....   | .45  | 3.50   | 30.00   |
| 8 to 10 ft.....  | .70  | 5.50   | 40.00   |
| 10 to 12 ft..... | 1.00 | 8.50   | 67.50   |
| 12 to 14 ft..... | 1.35 | 11.00  | 90.00   |
| 14 to 16 ft..... | 1.65 | 13.50  | 110.00  |
| 16 to 18 ft..... | 2.25 | 19.00  | .....   |
| 18 to 20 ft..... | 3.00 | .....  | .....   |



Japanese Weeping Cherry.

**Prunus —**

*The Flowering Plums and Cherries*

**Prunus cerasifera pissardi** (Purpleleaf Plum). 12-15 ft. A small tree with pinkish-white flowers and lustrous dark purple leaves.

|                |      |                |      |
|----------------|------|----------------|------|
|                | Each |                | Each |
| 2 to 3 ft..... | .35  | 3 to 4 ft..... | .45  |

**P. tomentosa** (Nanking Cherry). 6-8 ft. White flowers in early spring before the leaves appear, followed by bright red fruit.

|                  |      |        |                |      |        |
|------------------|------|--------|----------------|------|--------|
|                  | Each | Per 10 |                | Each | Per 10 |
| 18 to 24 in..... | .35  | 2.50   | 2 to 3 ft..... | .45  | 3.75   |

**P. triloba** (Flowering Plum). 7-8 ft. The whole tree is decked in a fleecy cloud of light pink blossoms in early spring before the leaves appear. Very effective on a still, leafless landscape.

|                |      |        |                |      |        |
|----------------|------|--------|----------------|------|--------|
|                | Each | Per 10 |                | Each | Per 10 |
| 2 to 3 ft..... | .55  | 4.75   | 4 to 5 ft..... | 1.00 | 8.50   |
| 3 to 4 ft..... | .80  | 6.50   | 5 to 6 ft..... | 1.35 | 11.00  |

**Japanese Flowering Cherries**

**Beni-Higan.** 50-60 ft. Single, blush-pink flowers; vigorous growth.

|                |      |                |      |
|----------------|------|----------------|------|
|                | Each |                | Each |
| 3 to 4 ft..... | 2.00 | 4 to 5 ft..... | 2.25 |

**Kofugen.** 25-30 ft. Large double pink flowers burst into bloom with the young foliage. Also called Fugenzo Cherry.

|                |      |                |      |
|----------------|------|----------------|------|
|                | Each |                | Each |
| 3 to 4 ft..... | 2.00 | 5 to 6 ft..... | 3.00 |
| 4 to 5 ft..... | 2.25 |                |      |

**Kwanzan.** 25-30 ft. Large double rose-red flowers. Probably the finest display of the Kwanzan is to be seen around Hains Point in Potomac Park, Washington, D. C.

|                |      |        |                |      |        |
|----------------|------|--------|----------------|------|--------|
|                | Each | Per 10 |                | Each | Per 10 |
| 3 to 4 ft..... | 2.00 | .....  | 5 to 6 ft..... | 3.00 | 25.00  |
| 4 to 5 ft..... | 2.25 | .....  |                |      |        |

**Mount Fuji.** 25-30 ft. Conceded to be the finest double white; the great, pure white flowers cover the tree as would snow.

|                |      |                |      |
|----------------|------|----------------|------|
|                | Each |                | Each |
| 2 to 3 ft..... | 1.75 | 3 to 4 ft..... | 2.00 |

**Naden** (Siebold Cherry). 25-30 ft. Handsome and showy when blanketed in luscious pale pink semi-double blossoms.

|                |      |        |                |      |        |
|----------------|------|--------|----------------|------|--------|
|                | Each | Per 10 |                | Each | Per 10 |
| 2 to 3 ft..... | 1.75 | .....  | 4 to 5 ft..... | 2.25 | 20.00  |

**JAPANESE FLOWERING CHERRIES — Continued**

**Shiro-fugen.** 20-25 ft. The buds are pink, the flowers are double, large and white, later turning to a light blush.

|                |      |                |      |
|----------------|------|----------------|------|
|                | Each |                | Each |
| 2 to 3 ft..... | 1.75 | 3 to 4 ft..... | 2.00 |

**Yoshino.** 40-50 ft. Single pink flowers, blooming early, which, before falling, become flushed with purple. The largest and finest collection of Yoshino trees outside of Japan is that in Potomac Park, Washington, D. C., where they surround the Tidal Basin.

|                |      |                |      |
|----------------|------|----------------|------|
|                | Each |                | Each |
| 3 to 4 ft..... | 2.00 | 4 to 5 ft..... | 2.25 |

**Weeping Japanese Flowering Cherry, Single.** 10-15 ft. Single pink; a beautiful, fairy-like fountain of pink on graceful branches drooping to the very ground.

|                |      |        |                |      |        |
|----------------|------|--------|----------------|------|--------|
|                | Each | Per 10 |                | Each | Per 10 |
| 4 to 5 ft..... | 3.00 | 27.50  | 5 to 6 ft..... | 6.00 | .....  |

**Weeping Japanese Flowering Cherry, Double.** 10-15 ft. Double pink; still more glorious with heavy sprays of double pink blossoms.

|                |      |        |                |      |        |
|----------------|------|--------|----------------|------|--------|
|                | Each | Per 10 |                | Each | Per 10 |
| 4 to 5 ft..... | 3.50 | 30.00  | 5 to 6 ft..... | 6.50 | .....  |

**Quercus — The Oaks**

**Quercus nigra (aquatica)** (Water Oak). 60-80 ft. Makes an excellent shade tree; has roundish head and slender Willowlike leaves of a dull, bluish green color.

|                 |      |                  |      |
|-----------------|------|------------------|------|
|                 | Each |                  | Each |
| 6 to 8 ft.....  | 2.25 | 10 to 12 ft..... | 4.25 |
| 8 to 10 ft..... | 3.50 |                  |      |

**Q. palustris** (Pin Oak). 75-90 ft. A tall, vigorous growing tree; does well in most soils but seems to prefer moist situations; particularly fitting as a street tree or lawn specimen; good autumn coloring.

|                |      |        |                |      |        |
|----------------|------|--------|----------------|------|--------|
|                | Each | Per 10 |                | Each | Per 10 |
| 3 to 4 ft..... | .55  | 4.70   | 5 to 6 ft..... | .90  | 7.50   |
| 4 to 5 ft..... | .70  | 5.50   | 6 to 8 ft..... | 1.35 | 11.00  |

**Q. rubra** (Common Red Oak). 75-90 ft. Fast growing with rich autumn coloring.

|                |      |        |                |      |        |
|----------------|------|--------|----------------|------|--------|
|                | Each | Per 10 |                | Each | Per 10 |
| 3 to 4 ft..... | .80  | 6.50   | 5 to 6 ft..... | 1.35 | 11.00  |
| 4 to 5 ft..... | 1.10 | 9.00   |                |      |        |

**Robinia**

**Robinia pseudoacacia** (Common Locust). 60-80 ft. Also called Black Locust, Yellow Locust, and False Acacia. Thrives in ordinary soil. Fragrant white flowers are abundant in May; reddish-brown pods hang on the tree all winter.

|                  |      |        |                |      |        |
|------------------|------|--------|----------------|------|--------|
|                  | Each | Per 10 |                | Each | Per 10 |
| 18 to 24 in..... | .25  | 2.00   | 2 to 3 ft..... | .35  | 2.70   |

**Salix — Willow**

**Salix pentandra** (Laurel Willow). 20-30 ft. Shining, rich, dark green leaves make this a worthwhile background; valuable for seashore planting. Grows rapidly.


|                |      |        |                 |      |        |
|----------------|------|--------|-----------------|------|--------|
|                | Each | Per 10 |                 | Each | Per 10 |
| 4 to 5 ft..... | .50  | 4.00   | 6 to 8 ft.....  | 1.35 | 11.00  |
| 5 to 6 ft..... | .65  | 5.50   | 8 to 10 ft..... | 1.75 | 14.00  |

**Sassafras**

**Sassafras variifolium** (Common Sassafras). 30-60 ft. Fragrant bright leaves which turn a beautiful orange in the autumn; yellow flowers are borne in racemes followed by dark blue fruit with bright red stalks.

|                |      |                |      |
|----------------|------|----------------|------|
|                | Each |                | Each |
| 2 to 3 ft..... | .60  | 4 to 5 ft..... | 1.10 |
| 3 to 4 ft..... | .90  |                |      |





Lombardy Poplar.

### Sorbus — *The Mountain-ash*

*Sorbus aucuparia* (European Mountain-ash). 25-30 ft. A well-shaped tree, valuable for the small lawn. The great clusters of scarlet berries, produced in abundance from July to winter, make it very attractive.

|                | Each | Per 10 |                 | Each | Per 10 |
|----------------|------|--------|-----------------|------|--------|
| 4 to 5 ft..... | .80  | 6.50   | 6 to 8 ft.....  | 1.35 | 11.00  |
| 5 to 6 ft..... | .90  | 7.50   | 8 to 10 ft..... | 1.65 | 13.50  |

Larger sizes quoted on application.

### Tilia — *The Lindens*

*Tilia americana* (American Linden). 75-90 ft. One of the finest native trees, forming a handsome round head with large, heart-shaped foliage, and in June is covered with clouds of fragrant, greenish-yellow flowers which are beloved by honey bees. Does well in most any soil if not too hot and dry, and grows very rapidly.

|                                     | Each | Per 10 |
|-------------------------------------|------|--------|
| 6 to 8 ft.....                      | 1.10 | 9.00   |
| 8 to 10 ft., 1 to 1¼ in. cal.....   | 1.65 | 13.50  |
| 8 to 10 ft., 1¼ to 1½ in. cal.....  | 2.00 | 17.50  |
| 10 to 12 ft., 1½ to 1¾ in. cal..... | 3.50 | 28.00  |
| 10 to 12 ft., 1¾ to 2 in. cal.....  | 4.50 | 37.50  |
| 12 to 14 ft., 2 to 2¼ in. cal.....  | 5.50 | .....  |
| 2¼ to 2½ in. cal.....               | 6.75 | .....  |

Larger sizes quoted on application.

*T. vulgaris* (Common or European Linden). 70-90 ft. Symmetrical and compact with dark green leaves which remain until late autumn. Makes a fine street or lawn tree. The fragrant flowers are very attractive in June.

|                | Each | Per 10 |                | Each | Per 10 |
|----------------|------|--------|----------------|------|--------|
| 4 to 5 ft..... | 1.10 | 9.00   | 5 to 6 ft..... | 1.65 | .....  |

### Ulmus — *The Elms*

*Ulmus americana* (American Elm). 80-100 ft. Great, lofty arching branches; one of America's foremost trees; majestic, a veritable tower of strength, grace and beauty. Fairly rapid growing, adaptable for street, lawn or specimen planting; should have plenty of space, however, to spread.

|                                     | Each  | Per 10 | Per 100 |
|-------------------------------------|-------|--------|---------|
| 6 to 8 ft.....                      | .65   | 5.50   | 45.00   |
| 8 to 10 ft., 1 to 1¼ in. cal.....   | 1.10  | 9.00   | 75.00   |
| 8 to 10 ft., 1¼ to 1½ in. cal.....  | 1.35  | 11.00  | 90.00   |
| 10 to 12 ft., 1½ to 1¾ in. cal..... | 1.65  | 13.50  | 110.00  |
| 10 to 12 ft., 1¾ to 2 in. cal.....  | 2.25  | 20.00  | .....   |
| 12 to 14 ft., 2 to 2¼ in. cal.....  | 3.50  | 27.50  | .....   |
| 12 to 14 ft., 2¼ to 2½ in. cal..... | 4.50  | 37.50  | .....   |
| 2½ to 3 in. cal.....                | 6.00  | 50.00  | .....   |
| 3 to 3½ in. cal.....                | 8.25  | 70.00  | .....   |
| 3½ to 4 in. cal.....                | 11.00 | 95.00  | .....   |

*U. americana molini* (Moline Elm). 80-100 ft. A distinctive new variety, with nearly parallel branches pointing upwards, then pendulous. The light green, shiny leaves growing in this fashion give a charming fountain effect.

|                                     | Each | Per 10 |
|-------------------------------------|------|--------|
| 6 to 8 ft.....                      | 1.00 | 8.50   |
| 8 to 10 ft., 1 to 1¼ in. cal.....   | 1.35 | 11.00  |
| 8 to 10 ft., 1¼ to 1½ in. cal.....  | 2.00 | .....  |
| 10 to 12 ft., 1½ to 1¾ in. cal..... | 3.00 | .....  |
| 10 to 12 ft., 1¾ to 2 in. cal.....  | 3.75 | .....  |
| 2 to 2¼ in. cal.....                | 5.50 | .....  |
| 2¼ to 2½ in. cal.....               | 7.50 | .....  |
| 2½ to 3 in. cal.....                | 9.00 | .....  |

Larger sizes quoted on application.

*U. foliacea suberosa* (Corkbark Elm). 50-60 ft. Pyramidal shaped, small leaves. Not so tall growing, this tree makes an excellent lawn specimen. The bark is interestingly rugged and corky.

|                | Each | Per 10 |                 | Each | Per 10 |
|----------------|------|--------|-----------------|------|--------|
| 4 to 5 ft..... | .55  | 4.50   | 6 to 8 ft.....  | 1.00 | 8.50   |
| 5 to 6 ft..... | .75  | 5.50   | 8 to 10 ft..... | 1.35 | 11.00  |

*U. pumila* (Chinese Elm). 50-75 ft. Forms a symmetrical head with small glabrous leaves. Exceptionally disease-resistant, grows very rapidly, and thrives even in poor soil.

|                                     | Each | Per 10 | Per 100 |
|-------------------------------------|------|--------|---------|
| 5 to 6 ft.....                      | .90  | 7.50   | 60.00   |
| 6 to 8 ft.....                      | 1.35 | 11.00  | 90.00   |
| 8 to 10 ft., 1 to 1¼ in. cal.....   | 1.65 | 13.50  | .....   |
| 8 to 10 ft., 1¼ to 1½ in. cal.....  | 2.25 | 19.00  | .....   |
| 10 to 12 ft., 1½ to 1¾ in. cal..... | 3.00 | 25.00  | .....   |
| 1¾ to 2 in. cal.....                | 3.75 | .....  | .....   |
| 2 to 2¼ in. cal.....                | 5.50 | .....  | .....   |

Larger sizes quoted on application.

#### SPECIAL TREE COLLECTION

Contains 2 Shade Trees and 2 Flowering Trees

- 1 Tuliptree, 6 to 8 ft.
- 1 Oriental Planetree, 6 to 8 ft.
- 1 Flowering Crab, *Malus atrosanguinea*, 4 to 5 ft.
- 1 Flowering Crab, Bechtel's Double, 3 to 4 ft.

SPECIAL Net Cash Price  
With Order..... **\$3.00**  
Delivered.

FOR TWO TREE COLLECTIONS  
(To go to same address)

SPECIAL Net Cash Price  
With Order..... **\$5.50**  
Delivered.



## DECIDUOUS SHRUBS


In diversity of form, variety of species, contrast of foliage and variation of blossom this group holds unusual interest and as a group they prove to be the finishing touches of virtually all landscape plantings. With trees we have made our bolder outlines and shaded the grounds—but we use deciduous shrubs to soften the borders or edges of drives, walks and boundaries; to emphasize some lawn feature; to mellow rigid lines or sharp angles; to fill depressions; to screen objectionable views; to cover slopes or divide areas. From early spring, yes, even late winter, they unfold their wondrous bowers of yellow, pink, white and red flowers on backgrounds of purple, yellow, light and dark green foliage. The attractive fruits and berries often adhere after autumn has spread its brilliant colors on the foliage. Proper selection as to height and careful choosing of varieties will insure the accomplishments mentioned and provide a source of indescribable pleasure.

### Planting Suggestions

There is frequently a tendency to overplant in the attempt of immediate effect. Do not be impatient as it takes several years to grow mature plants. So, in planning your requirements, here is a general rule to apply: On real good soil the spread of a shrub usually approximates the height; in other words, a five to six foot shrub will just about spread that much. Of course, there will naturally be exceptions to this rule.

Dig holes and plant as deeply as they stood in the nursery row. Shake the plants so the soil will sift into the roots. Some shrubs have great masses of fibrous roots and if the soil is merely thrown on top, they will surely die. Contact with every root insures growth, so work the earth carefully through these masses. At the time of planting, it is beneficial to prune shrubs by taking off at least a third of the tops.

The pruning after development frequently causes confusion. "Prune when the knife is sharp" has long been a saying and few, if any, shrubs were ever killed by pruning. One time is really no better than another; but, unless otherwise necessary, you will find that the best results are obtained by light pruning immediately after the blossoms fall. Heavy pruning at any time will cause the plants to put aside their blossom-forming buds and make wood growth and you lose or lessen the next season's blossom. That is why light pruning is suggested annually or biennially. Pruning in the dormant stage is not injurious and some plants can be so much better shaped when the branches are defoliated. In all pruning it is suggested to not bob off the tops and make hedges of your massed plants. This causes a new "break" or ugly offset giving them a two-story effect. Shorten the canes to side branches so they will develop all the natural pendency or other characteristics of the plant. To remove canes, cut close to the crowns as this causes them to renew naturally from the bottoms. Now for the perpetual exceptions—all terminal blooming plants like hydrangeas, hypericum, bush roses, etc., that bloom on the "tips" of the new growth, need severe pruning if large blossoms are wanted. Constantly renew this young wood by pruning in the dormant and semi-dormant period only. On all shrubs, cut out all dead and old wood. Lilacs should be pruned only once every six or seven years, and then cut back hard. Nothing benefits a shrub more than proper pruning. When done correctly, you will be rewarded with a wealth of bloom and beauty of shape.



Japanese Barberry.

*HEDGES  
afford better  
protection than  
unsightly  
fences,  
and will grow  
more beautiful  
as  
time passes.*

### Acanthopanax

**Acanthopanax pentaphyllum (Aralia pentaphylla)** (Fiveleaf Aralia). 7-8 ft. A strong, upright shrub with graceful arching, spiny branches covered with bright, shiny green foliage. Splendid for rockeries, shady places or as a hedge.

|                  |      |        |               |      |        |
|------------------|------|--------|---------------|------|--------|
|                  | Each | Per 10 |               | Each | Per 10 |
| 18 to 24 in..... | .22  | 1.90   | 2 to 3 ft.... | .30  | 2.50   |

### Amelanchier

**Amelanchier canadensis** (Downy Shadblow). 20-25 ft. A mass of pure white flowers in early spring before the leaves appear; the fruits which follow are relished by birds. This shrub is also called Juneberry.

|                  |      |                |      |
|------------------|------|----------------|------|
|                  | Each |                | Each |
| 18 to 24 in..... | .60  | 2 to 3 ft..... | 1.00 |

### Amorpha

**Amorpha fruticosa** (Indigobush). 8-10 ft. Violet-purple flowers make this an unusual possession, and a lacy background for more vivid coloring. Quite lovely.

|                |      |        |                |      |        |
|----------------|------|--------|----------------|------|--------|
|                | Each | Per 10 |                | Each | Per 10 |
| 3 to 4 ft..... | .35  | 2.80   | 5 to 6 ft..... | .65  | 5.50   |
| 4 to 5 ft..... | .45  | 3.75   | 6 to 7 ft..... | 1.00 | 8.50   |

### Aronia

**Aronia melanocarpa** (Black Chokeberry). 8-10 ft. Delicate white flowers practically cover this bushy shrub in May; in autumn it assumes bright tints and black berries persist until late.

|                  |      |        |                |      |        |
|------------------|------|--------|----------------|------|--------|
|                  | Each | Per 10 |                | Each | Per 10 |
| 18 to 24 in..... | .35  | 2.80   | 3 to 4 ft..... | .55  | ....   |
| 2 to 3 ft.....   | .45  | 3.75   | 4 to 5 ft..... | .80  | ....   |

### Azaleas — *Deciduous Kinds*

**Azalea japonica** (Japanese Azalea). 4-6 ft. A brilliant display of orange-red to scarlet flowers, bell-shaped, from April to June. Grows best in a mixture of leaf-mold, peat and sandy loam.

|                  |      |        |
|------------------|------|--------|
|                  | Each | Per 10 |
| 10 to 12 in..... | 1.50 | 12.50  |

**A. mollis** (Chinese Azalea). 4-6 ft. A profusion of large, showy flowers, dashed with shades of orange, red and yellow in May and June; large leaves. Likes lots of sun.

|                |      |        |                 |      |        |
|----------------|------|--------|-----------------|------|--------|
|                | Each | Per 10 |                 | Each | Per 10 |
| 6 to 8 in..... | .75  | 6.00   | 8 to 10 in..... | 1.00 | 8.50   |

### Benzoin

**Benzoin aestivale** (Spicebush). 10-12 ft. A yellow mist of flowers in April are followed by a great abundance of cheerful scarlet berries; the rich foliage is spicily aromatic. Splendid for naturalizing.

|                  |      |                |      |
|------------------|------|----------------|------|
|                  | Each |                | Each |
| 18 to 24 in..... | .25  | 3 to 4 ft..... | .50  |
| 2 to 3 ft.....   | .40  |                |      |

#### SPECIAL HEDGE PLANT OFFER

50 Barberry thunbergi, 12 to 15 in.  
**SPECIAL Net Cash Price With Order..... \$3.25**  
Delivered.

50 California Privet, 12 to 18 in.  
**SPECIAL Net Cash Price With Order..... \$2.15**  
Delivered.

Plant Barberry 18 in. apart, California Privet 6 or 8 in. apart.



## Berberis — *Barberry*

**Berberis thunbergi** (Japanese Barberry). 5-7 ft. Ideal hedge plant of rich, green foliage, turning scarlet in the autumn; bright red berries hang on practically all winter; also makes an attractive specimen plant. Very easy to grow.

|                  | Each | Per 10 | Per 100 | Per 1000 |
|------------------|------|--------|---------|----------|
| 9 to 12 in.....  | .11  | .85    | 7.00    | 56.00    |
| 12 to 15 in..... | .14  | 1.10   | 9.00    | 72.00    |
| 15 to 18 in..... | .19  | 1.45   | 12.50   | 100.00   |
| 18 to 24 in..... | .22  | 2.00   | 15.00   | 120.00   |
| 2 to 2½ in.....  | .30  | 2.50   | 20.00   | .....    |
| 2½ to 3 ft.....  | .45  | 3.75   | 30.00   | .....    |
| 3 to 4 ft.....   | .55  | 4.70   | 37.50   | .....    |
| 4 to 5 ft.....   | .70  | 5.50   | .....   | .....    |

**B. thunbergi atropurpurea** (Redleaf Japanese Barberry). 5-6 ft. Very colorful and possesses the same merits as the green leaved Barberry, but needs the sun to bring out the red of the leaves.

|                  | Each | Per 10 | Per 100 |
|------------------|------|--------|---------|
| 12 to 15 in..... | .22  | 1.90   | .....   |
| 15 to 18 in..... | .30  | 2.50   | .....   |
| 18 to 24 in..... | .35  | 3.00   | 25.00   |
| 2 to 2½ ft.....  | .50  | 4.50   | 35.00   |
| 2½ to 3 ft.....  | .65  | 5.50   | 45.00   |
| 3 to 4 ft.....   | 1.10 | 9.50   | .....   |

**B. thunbergi minor** (Box Barberry). 2-3 ft. A dwarf, compact form of Japanese Barberry. Used for edging where Boxwood is not hardy and where a low hedge is desired.

|                  | Each | Per 10 | Per 100 |
|------------------|------|--------|---------|
| 9 to 12 in.....  | .22  | 1.90   | 15.00   |
| 12 to 15 in..... | .35  | 3.00   | .....   |
| 15 to 18 in..... | .45  | 4.00   | .....   |
| 18 to 24 in..... | .55  | 4.70   | .....   |
| 2 to 2½ ft.....  | .65  | 5.50   | .....   |
| 2½ to 3 ft.....  | .90  | 7.50   | .....   |

**B. wilsonae** (Wilson Barberry). 5-6 ft. A distinct, handsome shrub with small foliage, spreading branches and salmon-red fruit.

|                  | Each | Per 10 | Each             | Per 10 |
|------------------|------|--------|------------------|--------|
| 12 to 15 in..... | .35  | .....  | 18 to 24 in..... | .55    |
| 15 to 18 in..... | .45  | 4.00   | 2 to 3 ft.....   | .65    |



Forsythia.

## Buddleia

**Buddleia davidi magnifica** (Butterflybush). 10-12 ft. Has a bower of pendulous branches laden with purplish lilac-like blossoms, red centered, in a background of lance-shaped, gray-green leaves, from June to October. Butterflies love the sweet blossoms.

|                | Each | Per 10 | Each           | Per 10 |
|----------------|------|--------|----------------|--------|
| 2 to 3 ft..... | .45  | 3.75   | 5 to 6 ft..... | .90    |
| 3 to 4 ft..... | .55  | .....  | 6 to 7 ft..... | 1.10   |
| 4 to 5 ft..... | .70  | .....  |                | 9.50   |

## Callicarpa

**Callicarpa purpurea** (Chinese Beautyberry). 4-5 ft. Pink-tinted blossoms in August are followed by little clusters of shiny deep mauve berries studded along the willowy branches. Superb for autumn cutting.

|                  | Each | Each           |
|------------------|------|----------------|
| 18 to 24 in..... | .22  | 3 to 4 ft..... |
| 2 to 3 ft.....   | .35  | .45            |

## Calycanthus

**Calycanthus floridus** (Sweetshrub). 6-8 ft. An old garden favorite with chocolate-colored blossoms. The blossoms and leaves give off a delicious, sweet fragrance, especially when crushed. A truly fine, old-fashioned shrub.

|                  | Each | Per 10 | Each           | Per 10 |
|------------------|------|--------|----------------|--------|
| 18 to 24 in..... | .22  | 1.90   | 3 to 4 ft..... | .45    |
| 2 to 3 ft.....   | .35  | 2.80   |                | 3.75   |

## Caragana

**Caragana arborescens** (Siberian Pea-tree). 10-12 ft. A tall-growing shrub with bright yellow pea-shaped flowers in May and June.

|                  | Each | Each           |
|------------------|------|----------------|
| 18 to 24 in..... | .22  | 3 to 4 ft..... |
| 2 to 3 ft.....   | .30  | .40            |

## Caryopteris

**Caryopteris incana** (Common Bluebeard). 3-4 ft. For years this shrub has also been called Blue Spirea, but it really isn't a Spirea at all. In September and October the bush covers itself with lacy lavender flowers; the leaves are gray-green. Should have a sheltered location for best results.

|                  | Each | Per 10 | Each           | Per 10 |
|------------------|------|--------|----------------|--------|
| 12 to 18 in..... | .35  | 2.80   | 2 to 3 ft..... | .70    |
| 18 to 24 in..... | .45  | 3.75   | 3 to 4 ft..... | 1.00   |

## Cephalanthus

**Cephalanthus occidentalis** (Buttonbush). 8-10 ft. Round heads of creamy-white flowers from July to September; good glossy foliage; likes moisture.

|                  | Each | Per 10 | Each           | Per 10 |
|------------------|------|--------|----------------|--------|
| 18 to 24 in..... | .22  | 1.90   | 2 to 3 ft..... | .35    |
|                  |      |        |                | 2.80   |



Deutzia.

**Colutea**

**Colutea arborescens** (Common Bladder-senna). 10-12 ft. A fine large shrub having small bright yellow pea-shaped blossoms most all summer, followed by interesting reddish inflated seed pods.

|                  |      |        |                |      |        |
|------------------|------|--------|----------------|------|--------|
|                  | Each | Per 10 |                | Each | Per 10 |
| 18 to 24 in..... | .22  | 1.90   | 3 to 4 ft..... | .45  | 3.75   |
| 2 to 3 ft.....   | .35  | 2.80   | 4 to 5 ft..... | .60  | 5.00   |

**Cornus — Dogwood**

**Cornus amomum** (Silky Dogwood). 8-10 ft. The pale blue fruits are most ornamental in autumn and color is added by the purple twigs and branches; the foliage is large and silky. All of the Dogwoods prefer moisture and some shade.

|                |      |        |         |
|----------------|------|--------|---------|
|                | Each | Per 10 | Per 100 |
| 2 to 3 ft..... | .30  | 2.50   | .....   |
| 3 to 4 ft..... | .35  | 2.80   | 22.50   |
| 4 to 5 ft..... | .45  | 3.70   | 30.00   |

**C. baileyi** (Bailey Dogwood). 8-10 ft. The branches are reddish, the leaves large; white fruits in autumn.

|                  |      |        |                |        |
|------------------|------|--------|----------------|--------|
|                  | Each | Per 10 | Each           | Per 10 |
| 18 to 24 in..... | .22  | .....  | 3 to 4 ft..... | .45    |
| 2 to 3 ft.....   | .35  | 2.80   |                | .....  |

**C. paniculata** (Gray Dogwood). 10-12 ft. The numerous small, white flowers in May are followed by white fruits on red stems.

|                  |      |                    |
|------------------|------|--------------------|
|                  | Each | Each               |
| 18 to 24 in..... | .22  | 3 to 4 ft..... .45 |
| 2 to 3 ft.....   | .35  |                    |

**C. sanguinea** (Bloodtwig Dogwood). 10-12 ft. Greenish white flowers on purplish red branches are followed by black fruits.

|                  |      |        |                |        |
|------------------|------|--------|----------------|--------|
|                  | Each | Per 10 | Each           | Per 10 |
| 18 to 24 in..... | .30  | .....  | 3 to 4 ft..... | .45    |
| 2 to 3 ft.....   | .35  | 2.80   |                | 3.70   |

**CORNUS — Continued**

**C. stolonifera** (Red-osier Dogwood). 8-10 ft. Cheerful bright red twigs are happily seen in winter; spreading habit, white fruits.

**C. stolonifera flaviramea** (Goldentwig Dogwood). 6-8 ft. A bright golden-yellow bark adds warmth to the winter landscape.

|                  |      |        |                |      |        |
|------------------|------|--------|----------------|------|--------|
|                  | Each | Per 10 |                | Each | Per 10 |
| 18 to 24 in..... | .30  | .....  | 2 to 3 ft..... | .35  | 2.80   |

**Coronilla**

**Coronilla emerus** (Scorpion-senna). 7-9 ft. A dense symmetrical shrub with green branches, deep glossy brown leaves and large yellow flowers tipped with red. A showy free bloomer.

|                  |      |        |                |      |        |
|------------------|------|--------|----------------|------|--------|
|                  | Each | Per 10 |                | Each | Per 10 |
| 18 to 24 in..... | .30  | 2.50   | 2 to 3 ft..... | .40  | 3.50   |

**Cydonia**

**Cydonia japonica** (Japanese Flowering Quince). 3-4 ft. One of the most attractive and desirable spring-blooming shrubs. Large, deep crimson and orange-red blossoms are produced in great masses as the rich glossy green leaves come out.

|                  |      |        |                |      |        |
|------------------|------|--------|----------------|------|--------|
|                  | Each | Per 10 |                | Each | Per 10 |
| 12 to 18 in..... | .20  | 1.50   | 2 to 3 ft..... | .35  | 3.10   |
| 18 to 24 in..... | .30  | 2.50   |                |      |        |

**Cytisus**

**Cytisus scoparius** (Scotch Broom). 4-6 ft. Slender, arching shrub with bright yellow flowers. Prefers a well-drained soil and sunny position.

|                          |      |        |
|--------------------------|------|--------|
|                          | Each | Per 10 |
| 18 to 24 in. B. & B..... | .80  | 6.50   |
| 2 to 3 ft. B. & B.....   | 1.00 | .....  |

**Deutzia**

**Deutzia gracilis** (Slender Deutzia). 3-4 ft. A graceful low-growing shrub with charming arching branches laden with pure white flowers in May; a very useful low shrub.

|                  |      |        |         |
|------------------|------|--------|---------|
|                  | Each | Per 10 | Per 100 |
| 12 to 15 in..... | .16  | 1.30   | 11.00   |
| 15 to 18 in..... | .22  | 1.90   | 15.00   |
| 18 to 24 in..... | .30  | 2.50   | .....   |
| 2 to 2½ ft.....  | .35  | .....  | .....   |

**D. gracilis rosea** (Rose Panicle Deutzia). 3-4 ft. Delightful pinkish flowers adorn this little shrub.

|                  |      |        |                  |        |
|------------------|------|--------|------------------|--------|
|                  | Each | Per 10 | Each             | Per 10 |
| 12 to 15 in..... | .16  | 1.30   | 18 to 24 in..... | .30    |
| 15 to 18 in..... | .22  | .....  |                  | .....  |

**D. lemoinei** (Lemoine Deutzia). 4-5 ft. Hardy and stout, with luxuriant white flowers in long, graceful sprays in June.

|                  |      |        |                |        |
|------------------|------|--------|----------------|--------|
|                  | Each | Per 10 | Each           | Per 10 |
| 12 to 18 in..... | .16  | 1.30   | 2 to 3 ft..... | .35    |
| 18 to 24 in..... | .22  | 1.90   | 3 to 4 ft..... | .50    |

**D. scabra candidissima** (Snowflake Deutzia). 8-10 ft. Graceful habit, double white flowers in June; one of the taller growing Deutzias.

|                  |      |        |         |
|------------------|------|--------|---------|
|                  | Each | Per 10 | Per 100 |
| 18 to 24 in..... | .16  | 1.30   | .....   |
| 2 to 3 ft.....   | .22  | 1.90   | .....   |
| 3 to 4 ft.....   | .35  | 2.80   | 22.50   |
| 4 to 5 ft.....   | .45  | 3.70   | 30.00   |
| 5 to 6 ft.....   | .55  | 4.70   | 37.50   |
| 6 to 7 ft.....   | .75  | 6.25   | .....   |

DEUTZIA — Continued

**D. scabra crenata** (Double Pink Deutzia). 6-8 ft. A gem among shrubs, profusely covered with double white, pink tinged flowers in June and July.

|                | Each | Per 10 | Per 100 |
|----------------|------|--------|---------|
| 2 to 3 ft..... | .22  | 1.90   | 15.00   |
| 3 to 4 ft..... | .35  | 2.80   | 22.50   |
| 4 to 5 ft..... | .45  | 3.70   | 30.00   |
| 5 to 6 ft..... | .55  | 4.70   | 37.50   |
| 6 to 7 ft..... | .75  | 6.25   | 50.00   |

**D. scabra fortunei** (Fortune Deutzia). 6-8 ft. Showy with an abundance of very large white flowers.

|                | Each | Per 10 | Per 100 |
|----------------|------|--------|---------|
| 3 to 4 ft..... | .35  | 2.80   | .....   |
| 4 to 5 ft..... | .45  | 3.70   | 30.00   |
| 5 to 6 ft..... | .55  | 4.70   | 37.50   |
| 6 to 7 ft..... | .75  | 6.25   | .....   |

**D. scabra Pride of Rochester** (Pink Deutzia). 8-10 ft. Vigorous with clouds of pink-tinged flowers in June; very showy and desirable.

|                  | Each | Per 10 | Per 100 |
|------------------|------|--------|---------|
| 18 to 24 in..... | .16  | .....  | .....   |
| 2 to 3 ft.....   | .22  | 1.90   | .....   |
| 3 to 4 ft.....   | .35  | 2.80   | 22.50   |
| 4 to 5 ft.....   | .45  | 3.70   | 30.00   |
| 5 to 6 ft.....   | .55  | 4.70   | 37.50   |
| 6 to 7 ft.....   | .75  | 6.25   | 50.00   |

Elaeagnus

**Elaeagnus angustifolia** (Russian-olive). 15-18 ft. A tall, vigorous-growing shrub with silvery gray leaves and orange berries; thrives in hot, sunny situations and is excellent for seashore planting. Also called Oleaster.

| Each           | Per 10 | Each           | Per 10    |
|----------------|--------|----------------|-----------|
| 2 to 3 ft..... | .35    | 5 to 6 ft..... | .80 6.50  |
| 3 to 4 ft..... | .45    | 6 to 7 ft..... | 1.00 8.50 |
| 4 to 5 ft..... | .55    |                | 4.70      |

Enkianthus

**Enkianthus campanulatus** (Redvein Enkianthus). 20-25 ft. Something exceptionally distinctive and ornamental. The handsome green foliage turns brilliantly red in autumn; bears unusual bunches of redveined white flowers. Prefers a peaty soil.

| Each             | Per 10     | Each             | Per 10     |
|------------------|------------|------------------|------------|
| 8 to 10 in.....  | 1.00 8.50  | 12 to 15 in..... | 1.65 13.50 |
| 10 to 12 in..... | 1.35 11.00 |                  |            |

Euonymus

**Euonymus alatus** (Winged Euonymus). 8-10 ft. An unusual shrub of compact habit, with yellowish flowers, followed by red berries; the branches are winged, with a peculiar, interesting corky bark; the brilliant autumn coloring is superb.

| Each             | Per 10   | Each           | Per 10   |
|------------------|----------|----------------|----------|
| 18 to 24 in..... | .35 2.80 | 3 to 4 ft..... | .70 5.50 |
| 2 to 3 ft.....   | .45 3.70 | 4 to 5 ft..... | .90 7.50 |

**E. americanus** (Brook Euonymus). 7-8 ft. An upright, moisture loving shrub with pink flowers.

| Each           | Per 10   | Each           | Per 10 |
|----------------|----------|----------------|--------|
| 2 to 3 ft..... | .45 3.70 | 4 to 5 ft..... | .90    |
| 3 to 4 ft..... | .70 5.50 |                |        |

**E. atropurpureus** (Wahoo Euonymus). 20-25 ft. Tall growing, with large leaves, purple flowers and attractive crimson fruits.

| Each             | Per 10   | Each           | Per 10   |
|------------------|----------|----------------|----------|
| 18 to 24 in..... | .45      | 3 to 4 ft..... | .70 5.50 |
| 2 to 3 ft.....   | .55 4.70 |                |          |

EUONYMUS — Continued

**E. europeus** (European Burningbush). 12-16 ft. Tall, slender shrub with yellow-orange flowers followed by bright pink fruits which hang on all over the plant; later on, in the winter, the fruits burst open and reveal pretty clusters of bright red seeds.

| Each           | Per 10   | Each           | Per 10 |
|----------------|----------|----------------|--------|
| 2 to 3 ft..... | .35      | 4 to 5 ft..... | .70    |
| 3 to 4 ft..... | .45 3.70 |                |        |

Exochorda

**Exochorda grandiflora** (Common Pearlbush). 6-9 ft. A handsome, bushy shrub that grows well in moist places. The snow-white, pearl-like flowers hang on in good size clusters and fairly cover the plant in May and June.

| Each             | Per 10 | Per 100    |
|------------------|--------|------------|
| 18 to 24 in..... | .16    | 1.30       |
| 2 to 3 ft.....   | .22    | 1.90 15.00 |
| 3 to 4 ft.....   | .35    | 2.80 22.50 |
| 4 to 5 ft.....   | .45    | 3.70       |
| 5 to 6 ft.....   | .55    | 4.70       |

Forsythia

**Forsythia intermedia** (Border Forsythia). 6-9 ft. An upright-growing shrub and a profuse bloomer. In March or April, before any leaves appear, the stems are simply smothered in a mass of nodding, four-petaled, bright yellow flowers. The shrub, when full grown, has slightly curved, graceful branches and for the greatest beauty should be allowed to grow at will.

| Each             | Per 10 | Per 100    |
|------------------|--------|------------|
| 18 to 24 in..... | .16    | .....      |
| 2 to 3 ft.....   | .22    | 1.90 15.00 |
| 3 to 4 ft.....   | .35    | 2.80 22.50 |
| 4 to 5 ft.....   | .45    | 3.75 30.00 |
| 5 to 6 ft.....   | .55    | 4.70 37.00 |
| 6 to 7 ft.....   | .70    | 5.50       |

**F. intermedia spectabilis** (Showy Border Forsythia). 6-8 ft. Most profuse of all, with large rich golden yellow flowers.

| Each             | Per 10 | Per 100    |
|------------------|--------|------------|
| 18 to 24 in..... | .20    | 1.50 12.50 |
| 2 to 3 ft.....   | .30    | 2.50 20.00 |
| 3 to 4 ft.....   | .35    | 2.80 22.50 |
| 4 to 5 ft.....   | .45    | .....      |

**F. suspensa** (Weeping Forsythia). 4-6 ft. A rambling variety that can be effectively trained on trellises, walls and banks; bright yellow flowers.

| Each             | Per 10   | Each           | Per 10 |
|------------------|----------|----------------|--------|
| 18 to 24 in..... | .22 1.90 | 3 to 4 ft..... | .45    |
| 2 to 3 ft.....   | .35 2.80 |                |        |

**F. suspensa fortunei** (Fortune Forsythia). 6-8 ft. Arching branches with massed deep yellow blossoms, rich foliage turning purplish in autumn.

| Each           | Per 10 | Per 100    |
|----------------|--------|------------|
| 2 to 3 ft..... | .22    | 1.90 15.00 |
| 3 to 4 ft..... | .35    | 2.80 22.50 |
| 4 to 5 ft..... | .45    | 3.75 30.00 |
| 5 to 6 ft..... | .55    | 4.70 37.50 |
| 6 to 7 ft..... | .80    | 6.50 52.50 |

**F. viridissima** (Greenstem Forsythia). 7-8 ft. Most vigorous; has green bark and thick, dark green leaves; the yellow flowers are the last to appear in this family of commendable shrubs.

| Each             | Per 10 | Per 100    |
|------------------|--------|------------|
| 18 to 24 in..... | .17    | 1.30       |
| 2 to 3 ft.....   | .22    | 1.90 15.00 |
| 3 to 4 ft.....   | .35    | 2.80 22.50 |
| 4 to 5 ft.....   | .45    | 3.75 30.00 |
| 5 to 6 ft.....   | .55    | 4.70 37.50 |
| 6 to 7 ft.....   | .80    | 6.50       |



Hydrangea.

See Page 37  
for  
Flowering  
Shrub  
Collection

—

Suitable  
for  
Foundation,  
Yard, or  
Border  
Plantings

### Hibiscus

**Hibiscus syriacus** (Shrub-althea or Rose-of-Sharon). 10-12 ft. Tall-growing shrubs producing in profusion large, handsome, double flowers in various shades during late summer; very hardy, drought-resistant. We offer the following fine varieties:

**Amplissima.** Double red.

**Anemonaeflorus.** Double pink.

**Ardens.** Double purple.

**Duchesse de Brabant.** Double red.

**Jeanne d'Arc.** Double white.

|                  |      |        |                |      |        |
|------------------|------|--------|----------------|------|--------|
|                  | Each | Per 10 |                | Each | Per 10 |
| 18 to 24 in..... | .22  | 1.75   | 2 to 3 ft..... | .35  | 2.80   |

### Hydrangea

**Hydrangea arborescens grandiflora** (Hills of Snow Hydrangea). 4-5 ft. Great clusters of snow-white blossoms on graceful branches bloom during July and August; very hardy and does well in shade.

|                  |      |        |                |      |        |
|------------------|------|--------|----------------|------|--------|
|                  | Each | Per 10 |                | Each | Per 10 |
| 18 to 24 in..... | .22  | 1.90   | 3 to 4 ft..... | .40  | 3.50   |
| 2 to 3 ft.....   | .30  | 2.50   |                |      |        |

**H. paniculata grandiflora** (Peegee Hydrangea). 8-10 ft. An extremely well-known variety, bearing large, conical-shaped trusses of white blooms in late summer and early fall which change to pink and red as the season advances; very showy and hardy.

|                  |      |        |         |
|------------------|------|--------|---------|
|                  | Each | Per 10 | Per 100 |
| 18 to 24 in..... | .22  | 1.90   | 15.00   |
| 2 to 3 ft.....   | .30  | 2.50   | 19.00   |
| 3 to 4 ft.....   | .40  | 3.50   | 26.00   |

### Hypericum

**Hypericum patulum henryi** (Henry Hypericum). 2-3 ft. A shrubby little plant, part evergreen, that produces a profusion of yellow flowers; prefers good loamy or sandy soil, moisture, and part shade. Very neat in the herbaceous border or rock garden.

|                  |      |        |         |
|------------------|------|--------|---------|
|                  | Each | Per 10 | Per 100 |
| 12 to 18 in..... | .30  | 2.50   | 19.00   |
| 18 to 24 in..... | .40  | 3.50   | 26.00   |
| 2 to 3 ft.....   | .55  | 4.70   | 37.50   |

### HYPERICUM—Continued

**H. moserianum** (Goldflower). 1-2 ft. Half evergreen; lovely large golden yellow flowers nod in profusion on many reddish arching stems. The herbaceous border or rock garden are greatly enhanced with this delightful plant; should have some slight winter protection.

|                 |      |        |                  |      |        |
|-----------------|------|--------|------------------|------|--------|
|                 | Each | Per 10 |                  | Each | Per 10 |
| 9 to 12 in..... | .30  | 2.50   | 12 to 15 in..... | .45  | 3.70   |

### Ilex

**Ilex verticillata** (Winterberry). 6-8 ft. Bright red berries persisting to mid-winter; brings good-cheer at Christmas time. Does best in moist soil. Very attractive upright shrub.

|                  |      |        |
|------------------|------|--------|
|                  | Each | Per 10 |
| 15 to 18 in..... | .35  | 2.80   |

### Jasminum

**Jasminum nudiflorum** (Winter Jasmine). 4-5 ft. A wiry, vine-like shrub, bearing a profusion of bright yellow, tubular flowers before the small green leaves appear; very effective trained on a sunny wall.

|                  |      |        |         |
|------------------|------|--------|---------|
|                  | Each | Per 10 | Per 100 |
| 15 to 18 in..... | .35  | 2.80   | 22.50   |
| 18 to 24 in..... | .45  | 3.75   | .....   |
| 2 to 3 ft.....   | .55  | 4.75   | .....   |

### Kerria

**Kerria japonica** (Kerria). 4-5 ft. Golden-yellow flowers on green branches from June to September; very slender and graceful.

|                  |      |        |                |      |        |
|------------------|------|--------|----------------|------|--------|
|                  | Each | Per 10 |                | Each | Per 10 |
| 18 to 24 in..... | .90  | 7.50   | 2 to 3 ft..... | 1.15 | 9.50   |

**K. japonica flore-pleno** (Double Kerria). 4-5 ft. Of erect habit, slender, green-branched. The long, clean stems bear very double flowers which have the appearance of little balls of gold. A constant bloomer from June to September.

|                  |      |        |                |      |        |
|------------------|------|--------|----------------|------|--------|
|                  | Each | Per 10 |                | Each | Per 10 |
| 15 to 18 in..... | .70  | 5.50   | 2 to 3 ft..... | 1.35 | 11.00  |
| 18 to 24 in..... | .90  | 7.50   |                |      |        |

## Kolkwitzia

**Kolkwitzia amabilis** (Beautybush). 6-8 ft. A handsome shrub from China. Makes long, graceful sprays of foliage and is completely covered with delicate pink flowers in June; something new and fascinating.

|                |      |        |                |      |        |
|----------------|------|--------|----------------|------|--------|
|                | Each | Per 10 |                | Each | Per 10 |
| 2 to 3 ft..... | .45  | .....  | 4 to 5 ft..... | .80  | .....  |
| 3 to 4 ft..... | .55  | 4.70   |                |      |        |

## Lagerstroemia — Crapemyrtle

**Lagerstroemia indica** (Common Crapemyrtle). 15-20 ft. The favorite flowering shrub of the more moderate latitudes; often called "The Lilac of the South". Small, dark, shining green leaves and beautiful panicles of blossoms in August and September. We can supply pink, red and purple varieties.

|                          |      |
|--------------------------|------|
|                          | Each |
| 18 to 24 in. B. & B..... | 1.25 |
| 2 to 3 ft. B. & B.....   | 1.75 |

## Lespedeza

**Lespedeza bicolor** (Shrub Bushclover). 8-10 ft. A beautiful shrub with slender, graceful, branches; the flowers in July and August are rosy-white; the foliage is clover-like and attractive.

|                |      |        |                |      |        |
|----------------|------|--------|----------------|------|--------|
|                | Each | Per 10 |                | Each | Per 10 |
| 2 to 3 ft..... | .45  | 3.70   | 5 to 6 ft..... | .90  | 7.50   |
| 3 to 4 ft..... | .55  | 4.70   | 6 to 7 ft..... | 1.10 | 9.50   |
| 4 to 5 ft..... | .65  | 5.50   |                |      |        |


**L. formosa** (Purple Bushclover). 6-7 ft. The graceful, drooping branches are bedecked with reddish purple flowers in July and August; the leaves are clover-like. Although the branches may freeze back during a hard winter, it quickly makes a handsome shrub.

|                |      |        |                |      |        |
|----------------|------|--------|----------------|------|--------|
|                | Each | Per 10 |                | Each | Per 10 |
| 3 to 4 ft..... | .55  | 4.70   | 4 to 5 ft..... | .65  | 5.50   |

## Ligustrum — Privet

**Ligustrum amurense** (Amur River North Privet). 12-15 ft. Very hardy, half-evergreen; grows tall, with white lilac-like flowers; makes an excellent screen or hedge; resembles California Privet.

|                  |      |        |         |          |
|------------------|------|--------|---------|----------|
|                  | Each | Per 10 | Per 100 | Per 1000 |
| 12 to 18 in..... | .07  | .60    | 5.00    | 40.00    |
| 18 to 24 in..... | .09  | .75    | 6.00    | 50.00    |
| 2 to 3 ft.....   | .14  | 1.10   | 9.00    | .....    |
| 3 to 4 ft.....   | .20  | 1.40   | 12.50   | 100.00   |
| 4 to 5 ft.....   | .30  | 2.50   | 20.00   | 150.00   |
| 5 to 6 ft.....   | .45  | 3.70   | 30.00   | 250.00   |



California Privet.



Kolkwitzia.

## LIGUSTRUM — Continued

**L. ibota** (Ibota Privet). 8-10 ft. Adapted to northern climates, good dense habit and yet graceful; has white, fragrant flowers and black berries. A very excellent hedge plant.

|                  |      |        |         |
|------------------|------|--------|---------|
|                  | Each | Per 10 | Per 100 |
| 18 to 24 in..... | .12  | 1.00   | 7.50    |
| 2 to 3 ft.....   | .17  | 1.50   | 11.00   |
| 3 to 4 ft.....   | .30  | 2.50   | 20.00   |
| 4 to 5 ft.....   | .45  | 3.70   | 30.00   |
| 5 to 6 ft.....   | .65  | 5.30   | .....   |
| 6 to 7 ft.....   | .90  | 7.50   | .....   |

**L. ibota regelianum** (Regel Privet). 4-6 ft. Compact, spreading, exceptionally hardy, and has a wealth of blue-black berries; half-evergreen and is good in the shrubbery border as well as in the hedge.

|                  |      |        |         |
|------------------|------|--------|---------|
|                  | Each | Per 10 | Per 100 |
| 12 to 18 in..... | .17  | 1.50   | 11.00   |
| 18 to 24 in..... | .25  | 1.90   | 15.00   |
| 2 to 2½ ft.....  | .35  | 2.80   | 22.50   |
| 2½ to 3 ft.....  | .45  | 3.75   | 30.00   |
| 3 to 4 ft.....   | .55  | 4.70   | 37.50   |

**L. ovalifolium** (California Privet). 10-15 ft. The most popular hedge plant; upright, with glossy green foliage; lends itself to any amount of shearing; also attractive in massed plantings. We offer plants that have been cut back, making them heavy, bushy, and well-branched.

|  |      |        |         |          |
|--|------|--------|---------|----------|
|  | Each | Per 10 | Per 100 | Per 1000 |
| 12 to 18 in.....                       | .04  | .35    | 3.00    | 26.00    |
| 18 to 24 in.....                       | .06  | .55    | 4.50    | 36.00    |
| 2 to 3 ft. extra heavy....             | .10  | .85    | 6.70    | 52.50    |
| 3 to 4 ft. extra heavy....             | .15  | 1.25   | 10.00   | 80.00    |
| 4 to 5 ft. extra heavy....             | .20  | 1.70   | 13.50   | 110.00   |
| 5 to 6 ft. extra heavy specimens ..... | 1.00 | 7.50   | 60.00   | 500.00   |
| 6 to 7 ft. extra heavy specimens ..... | 1.25 | 9.00   | 75.00   | 600.00   |

**L. ovalifolium variegatum** (Golden California Privet). 8-10 ft. Gold-splashed leaves distinguish this from the green-leaved varieties.

|                  |      |        |                |      |        |
|------------------|------|--------|----------------|------|--------|
|                  | Each | Per 10 |                | Each | Per 10 |
| 18 to 24 in..... | .35  | 2.80   | 4 to 5 ft..... | .80  | 6.50   |
| 2 to 3 ft.....   | .45  | 3.70   | 5 to 6 ft..... | 1.10 | 9.50   |
| 3 to 4 ft.....   | .55  | 4.70   | 6 to 7 ft..... | 1.50 | 12.00  |





PHYSOCARPUS — Continued

**P. opulifolius aureus** (Goldleaf Ninebark). 8-10 ft. Golden-leaved variety with white flowers in June. Very fine for contrast.

|                | Each | Per 10 | Per 100 |
|----------------|------|--------|---------|
| 2 to 3 ft..... | .25  | 2.00   | .....   |
| 3 to 4 ft..... | .35  | 2.70   | 22.50   |
| 4 to 5 ft..... | .55  | 3.70   | 30.00   |
| 5 to 6 ft..... | .80  | 6.50   | .....   |

Potentilla

**Potentilla fruticosa** (Shrubby Cinquefoil). 3-4 ft. Pretty foliage, low-growing, with an unending succession of cheerful single yellow flowers from June to September. Useful in the rock garden or perennial border.

|                  | Each | Per 10 | Per 100 |
|------------------|------|--------|---------|
| 8 to 12 in.....  | .22  | 1.90   | 15.00   |
| 12 to 15 in..... | .30  | 2.25   | 20.00   |
| 15 to 18 in..... | .35  | 2.50   | .....   |

**P. fruticosa veitchi** (Veitch Cinquefoil). 3-4 ft. A hardy variety bearing pure white blossoms from June till frost.

|                  | Each |
|------------------|------|
| 12 to 18 in..... | .45  |

Prunus

**Prunus glandulosa** (Pink Flowering Almond). 5-6 ft. Charming clusters of double-pink blossoms on drooping branches in early spring.

|                  | Each | Each               |
|------------------|------|--------------------|
| 18 to 24 in..... | .45  | 2 to 3 ft..... .65 |


Rhamnus

**Rhamnus caroliniana** (Carolina Buckthorn). 25-30 ft. A large, ornamental shrub of easy culture, suitable for borders and specimen use. The foliage is handsome; the bright red berries turn to black when they ripen.

|                | Each | Per 10 | Each           | Per 10     |
|----------------|------|--------|----------------|------------|
| 4 to 5 ft..... | .80  | 6.50   | 6 to 7 ft..... | 1.65 13.50 |
| 5 to 6 ft..... | 1.10 | 9.00   |                |            |



Photinia.



Rhodotypos.

Rhodotypos

**Rhodotypos kerrioides** (Jetbead). 4-5 ft. A bushy shrub with fresh green foliage and pure white flowers in May and June. Bunches of shining black berries enhance the shrub all winter. Will grow in shade.

|                  | Each | Per 10 | Each           | Per 10   |
|------------------|------|--------|----------------|----------|
| 18 to 24 in..... | .17  | 1.50   | 3 to 4 ft..... | .35 2.80 |
| 2 to 3 ft.....   | .22  | 1.90   |                |          |

Rhus

**Rhus canadensis** (Fragrant Sumac). 4-5 ft. Low spreading shrub with showy heads of yellow flowers in spring and bunches of coral-red fruits; the fragrant, aromatic foliage turns brilliant orange and scarlet in autumn. Withstands drought and is excellent on dry, rocky wastelands.

|                  | Each | Per 10 | Each           | Per 10   |
|------------------|------|--------|----------------|----------|
| 18 to 24 in..... | .35  | 2.80   | 3 to 4 ft..... | .60 5.00 |
| 2 to 3 ft.....   | .45  | 3.75   |                |          |

**R. cotinus** (Common Smoketree). 12-15 ft. A smoky mist of pale purple blossoms in July makes this a very fascinating shrub. In autumn the foliage is painted handsomely in brown, red, and yellow tints.

|                  | Each | Per 10 | Each           | Per 10    |
|------------------|------|--------|----------------|-----------|
| 18 to 24 in..... | .45  | ....   | 4 to 5 ft..... | 1.10 .... |
| 2 to 3 ft.....   | .55  | 4.70   | 5 to 6 ft..... | 1.35 .... |
| 3 to 4 ft.....   | .80  | 6.50   | 6 to 8 ft..... | 1.75 .... |

Robinia

**Robinia hispida** (Rose-acacia). 5-7 ft. A shrub of medium height, resembling the Locust tree. Clusters of bright rose colored sweet pea-like flowers hang from the slender branches in May and June; hair-like thorns cover the branches. Very conspicuous.

|                  | Each | Per 10 | Each           | Per 10   |
|------------------|------|--------|----------------|----------|
| 12 to 18 in..... | .35  | 2.80   | 2 to 3 ft..... | .65 .... |
| 18 to 24 in..... | .45  | 3.75   |                |          |

Rosa — See Roses



*Spiraea Anthony Waterer.*

### Rubus

**Rubus odoratus** (Flowering Raspberry). 5-7 ft. Large rosy-purple flowers from June to September make this a very attractive shrub. The fruits are red but not edible. Prefers a moist, shaded situation.

|                  |      |                |      |
|------------------|------|----------------|------|
|                  | Each |                | Each |
| 18 to 24 in..... | .45  | 2 to 3 ft..... | .55  |

### Salix

**Salix discolor** (Pussy Willow). 15-20 ft. A fine old favorite; the willowy branches with their little gray catkins are delightful in the bouquet.

|                |      |        |                |      |        |
|----------------|------|--------|----------------|------|--------|
|                | Each | Per 10 |                | Each | Per 10 |
| 5 to 6 ft..... | .70  | 5.50   | 6 to 7 ft..... | .90  | 7.50   |

### Sambucus

**Sambucus canadensis aurea** (Golden American Elder). 10-12 ft. A hardy native shrub with bright yellow foliage and flat heads of creamy white flowers followed by dark red berries.

|                  |      |        |                |      |        |
|------------------|------|--------|----------------|------|--------|
|                  | Each | Per 10 |                | Each | Per 10 |
| 18 to 24 in..... | .15  | 1.20   | 4 to 5 ft..... | .55  | 4.70   |
| 2 to 3 ft.....   | .20  | 1.90   | 5 to 6 ft..... | .80  | 6.50   |
| 3 to 4 ft.....   | .30  | 2.80   |                |      |        |

**S. racemosa** (European Red Elder). 10-12 ft. A good shrub for massing; dense panicles of yellowish-white flowers in April and May; scarlet fruit.

|                  |      |        |                |      |        |
|------------------|------|--------|----------------|------|--------|
|                  | Each | Per 10 |                | Each | Per 10 |
| 12 to 18 in..... | .12  | .....  | 2 to 3 ft..... | .20  | 1.90   |
| 18 to 24 in..... | .15  | 1.20   |                |      |        |

### Sorbaria

**Sorbaria sorbifolia** (Ural False-spirea). 8-10 ft. A vigorous grower; bears creamy panicles of flowers in late summer and very frequently in early autumn. The foliage is compound, like that of the Mountain-ash.

|                |      |        |                |      |        |
|----------------|------|--------|----------------|------|--------|
|                | Each | Per 10 |                | Each | Per 10 |
| 2 to 3 ft..... | .30  | 2.80   | 3 to 4 ft..... | .45  | 3.75   |

## *Spiraea* — *The Spireas*

**Spiraea Anthony Waterer** (Anthony Waterer Spirea). 3-4 ft. A free-blooming, compact shrub, with broad, flat heads of deep pink flowers all summer. Especially excellent when planted in front of taller shrubs.

|                 |      |        |                |      |        |
|-----------------|------|--------|----------------|------|--------|
|                 | Each | Per 10 |                | Each | Per 10 |
| 18 to 24 in.... | .35  | .....  | 2½ to 3 ft.... | .65  | 5.50   |
| 2 to 2½ ft....  | .45  | 3.75   |                |      |        |

**S. arguta** (Garland Spirea). 4-6 ft. A vigorous shrub with a bower of clustered white flowers in early spring.

|                |      |  |
|----------------|------|--|
|                | Each |  |
| 2 to 3 ft..... | .30  |  |

**S. billiardi** (Billiard Spirea). 4-6 ft. Spikes of bright pink flowers from July to October.

|                |      |        |                |      |        |
|----------------|------|--------|----------------|------|--------|
|                | Each | Per 10 |                | Each | Per 10 |
| 2 to 3 ft..... | .22  | 1.90   | 3 to 4 ft..... | .35  | 2.75   |

**S. billiardi alba** (White Billiard Spirea). 4-6 ft. White, fluffy flower spikes all summer to early autumn; valuable for dry places.

|                |      |        |                |      |        |
|----------------|------|--------|----------------|------|--------|
|                | Each | Per 10 |                | Each | Per 10 |
| 2 to 3 ft..... | .22  | 1.90   | 4 to 5 ft..... | .45  | 3.75   |
| 3 to 4 ft..... | .35  | 2.75   |                |      |        |

**S. fortunei (callosa rosea)** (Fortune Spirea). 3-4 ft. Flowers deep pink in June and July, often longer.

|                |      |        |         |
|----------------|------|--------|---------|
|                | Each | Per 10 | Per 100 |
| 2 to 3 ft..... | .35  | 2.75   | 22.50   |
| 3 to 4 ft..... | .45  | 3.75   | 30.00   |
| 4 to 5 ft..... | .65  | 5.50   | .....   |

**S. japonica (callosa alba)** (Japanese Spirea). 3-4 ft. Symmetrical dwarf form with white flowers in June and July; suitable for borders or hedges.

|                  |      |        |                |      |        |
|------------------|------|--------|----------------|------|--------|
|                  | Each | Per 10 |                | Each | Per 10 |
| 18 to 24 in..... | .22  | 1.90   | 2 to 3 ft..... | .35  | 2.75   |

**S. prunifolia** (Bridalwreath). 7-8 ft. Splendid old-fashioned shrub whose graceful stems are profusely covered in spring with clusters of tiny double flowers. The foliage turns brilliant orange in autumn.

|                |      |        |                |      |        |
|----------------|------|--------|----------------|------|--------|
|                | Each | Per 10 |                | Each | Per 10 |
| 2 to 3 ft..... | .30  | .....  | 3 to 4 ft..... | .40  | 3.50   |

**S. reevesiana** (Reeves Spirea). 6-8 ft. Double, pure white flowers adorn the graceful, arching branches in May and June. The leaves hang on quite late in autumn.

|                |      |        |                |      |        |
|----------------|------|--------|----------------|------|--------|
|                | Each | Per 10 |                | Each | Per 10 |
| 3 to 4 ft..... | .45  | 3.75   | 5 to 6 ft..... | .80  | 6.50   |
| 4 to 5 ft..... | .55  | 4.75   |                |      |        |



*Spiraea Vanhouttei.*





*Symphoricarpos.*

*SPIRAEA — Continued*

**S. thunbergi** (Thunberg Spirea). 4-5 ft. Slender, arching branches besprinkled with pure white flowerlets in April and May. The leaves are small, feathery, light green, and turn orange and scarlet in autumn.

|                |      |        |              |      |        |
|----------------|------|--------|--------------|------|--------|
|                | Each | Per 10 |              | Each | Per 10 |
| 18 to 24 in... | .15  | .....  | 3 to 4 ft... | .45  | .....  |
| 2 to 2½ ft...  | .25  | 2.00   | 4 to 5 ft... | .65  | 5.50   |
| 2½ to 3 ft...  | .35  | 2.75   |              |      |        |

**S. tricarpa** (Korean Spirea). 5-6 ft. A new variety with arching branches and large clusters of white flowers in June.

|                  |      |        |         |
|------------------|------|--------|---------|
|                  | Each | Per 10 | Per 100 |
| 18 to 24 in..... | .35  | 2.75   | .....   |
| 2 to 3 ft.....   | .45  | 3.75   | 30.00   |
| 3 to 4 ft.....   | .55  | 4.75   | 37.50   |
| 4 to 5 ft.....   | .80  | 6.50   | .....   |

**S. vanhouttei** (Vanhoutte Spirea). 6-9 ft. The ever popular shrub with graceful, arching branches, luxurious foliage and white flowers. Probably the most widely used flowering shrub.

|                  |      |        |         |
|------------------|------|--------|---------|
|                  | Each | Per 10 | Per 100 |
| 18 to 24 in..... | .10  | .90    | 7.50    |
| 2 to 3 ft.....   | .20  | 1.50   | 12.00   |
| 3 to 4 ft.....   | .30  | 2.50   | 18.00   |
| 4 to 5 ft.....   | .40  | 3.00   | .....   |

**Stephanandra**

**Stephanandra flexuosa** (Cutleaf Stephanandra). 5-6 ft. The leaves are fernlike; masses of creamy-white flowers on pendulous branches. A delightful bit of delicacy. The foliage turns reddish-purple in autumn.

|                  |      |                    |
|------------------|------|--------------------|
|                  | Each | Each               |
| 18 to 24 in..... | .25  | 2 to 3 ft..... .35 |

**Symphoricarpos**

**Symphoricarpos racemosus** (Snowberry). 4-6 ft. A graceful bush, with attractive foliage and interesting tiny pink flowers in June. But best of all are the large white berries which weigh down the willowy branches in autumn and very often throughout winter. Although this lovely plant likes a moist, half-shady location, it will adapt itself to most any situation.

|                  |      |        |         |
|------------------|------|--------|---------|
|                  | Each | Per 10 | Per 100 |
| 18 to 24 in..... | .17  | 1.50   | 11.00   |
| 2 to 3 ft.....   | .22  | 1.90   | 15.00   |
| 3 to 4 ft.....   | .35  | 2.75   | 22.50   |
| 4 to 5 ft.....   | .45  | 3.75   | .....   |

*SYMPHORICARPOS — Continued*

**S. vulgaris** (Coralberry). 4-5 ft. After the greenish red flowers bloom in summer, the wealth of coral-red berries appear and hang on all through winter. An ideal plant for dry, partially shaded banks, but, happily, with adapt itself to most any place. Also known as Indian Currant.

|                  |      |        |         |
|------------------|------|--------|---------|
|                  | Each | Per 10 | Per 100 |
| 18 to 24 in..... | .15  | 1.20   | 10.00   |
| 2 to 3 ft.....   | .22  | 1.90   | 15.00   |
| 3 to 4 ft.....   | .35  | 2.75   | 22.50   |
| 4 to 5 ft.....   | .45  | 3.75   | .....   |

**Syringa — The Lilacs**

**Syringa japonica** (Japanese Tree Lilac). 18-20 ft. In June or July, several weeks after the Common Lilacs have bloomed, the enormous clusters of yellowish white flowers appear. The foliage is broad and downy.

|                  |      |        |
|------------------|------|--------|
|                  | Each | Per 10 |
| 12 to 18 in..... | .25  | 2.00   |

**S. villosa** (Late Lilac). 7-8 ft. Bushy, compact habit, with pale pinkish-lilac flowers in June; fragrant.


|                  |      |        |                |        |
|------------------|------|--------|----------------|--------|
|                  | Each | Per 10 | Each           | Per 10 |
| 12 to 18 in..... | .15  | 1.20   | 2 to 3 ft..... | .35    |
| 18 to 24 in..... | .22  | 1.90   |                |        |

**S. vulgaris** (Common Purple Lilac). 12-15 ft. Fine old-fashioned shrub. The great bunches of purple-lilac flowers have a most pungent, delicious fragrance. Being one of the most vigorous shrubs, it is not particular to its location.

|                  |      |        |         |
|------------------|------|--------|---------|
|                  | Each | Per 10 | Per 100 |
| 12 to 18 in..... | .12  | 1.00   | 8.50    |
| 18 to 24 in..... | .15  | 1.20   | 10.00   |
| 2 to 3 ft.....   | .22  | 1.90   | .....   |
| 3 to 4 ft.....   | .35  | .....  | .....   |

**S. vulgaris alba** (Common White Lilac). 12-15 ft. The flowers are white with the same attributes possessed by the Common Purple Lilac.

|                  |      |        |                  |        |
|------------------|------|--------|------------------|--------|
|                  | Each | Per 10 | Each             | Per 10 |
| 12 to 18 in..... | .15  | 1.20   | 18 to 24 in..... | .22    |
|                  |      |        |                  | 2.75   |



*Syringa.*



VIBURNUM — *Continued*

**V. lantana** (Wayfaring-tree). 15-18 ft. Of robust growth, with large foliage that is silvery underneath. White flowers in May and June, succeeded by red fruit which turns purple-black in autumn.

|                  |      |        |                |      |        |
|------------------|------|--------|----------------|------|--------|
|                  | Each | Per 10 |                | Each | Per 10 |
| 12 to 18 in..... | .20  | .....  | 2 to 3 ft..... | .35  | 2.80   |
| 18 to 24 in..... | .25  | 2.00   |                |      |        |

**V. lentago** (Nannyberry). 18-20 ft. Tall, very hardy; white, fragrant flowers in May and June; attractive shining leaves; blue-black berries. Excellent shrub for massing.

|                  |      |        |                |      |        |
|------------------|------|--------|----------------|------|--------|
|                  | Each | Per 10 |                | Each | Per 10 |
| 18 to 24 in..... | .25  | 2.00   | 3 to 4 ft..... | .45  | .....  |
| 2 to 3 ft.....   | .35  | 2.80   | 4 to 5 ft..... | .60  | .....  |

**V. molle** (Kentucky Viburnum). 10-12 ft. Similar to *V. dentatum*, with larger, darker green leaves. Very robust.

|                  |      |        |                |      |        |
|------------------|------|--------|----------------|------|--------|
|                  | Each | Per 10 |                | Each | Per 10 |
| 18 to 24 in..... | .25  | 2.00   | 2 to 3 ft..... | .35  | 2.80   |

**V. opulus** (European Cranberrybush). 9-10 ft. One of the best shrubs for general planting. Panicles of white flowers in May and June, followed by large, cranberry-like fruit. Fine for winter color and for attracting birds. Does well in shade.

|                  |      |        |                |      |        |
|------------------|------|--------|----------------|------|--------|
|                  | Each | Per 10 |                | Each | Per 10 |
| 18 to 24 in..... | .25  | 2.00   | 2 to 3 ft..... | .35  | 2.80   |

**V. opulus sterile** (Common Snowball). 9-10 ft. A shrub that is familiar to every one. Becomes covered in the early spring with perfect balls of snowy white flowers. Does best in a well-drained sunny spot.

|                  |      |        |                |      |        |
|------------------|------|--------|----------------|------|--------|
|                  | Each | Per 10 |                | Each | Per 10 |
| 12 to 18 in..... | .20  | 1.70   | 2 to 3 ft..... | .35  | 2.80   |
| 18 to 24 in..... | .25  | 2.00   |                |      |        |

**V. sargentii** (Sargent Cranberrybush). 10-12 ft. Similar to *V. americanum*, with flowers in long stalked cymes in May and June. The fruit is pink, turning to blue-black.

|                  |      |                |      |
|------------------|------|----------------|------|
|                  | Each |                | Each |
| 18 to 24 in..... | .25  | 2 to 3 ft..... | .35  |

**V. tomentosum plicatum** (Japanese Snowball). 7-8 ft. In June the perfectly round balls of pure white blossoms show up exceedingly well among the handsome foliage. The foliage changes to a rich purple in autumn.

|                  |      |        |                |      |        |
|------------------|------|--------|----------------|------|--------|
|                  | Each | Per 10 |                | Each | Per 10 |
| 12 to 18 in..... | .20  | 1.70   | 2 to 3 ft..... | .35  | .....  |
| 18 to 24 in..... | .25  | 2.00   | 3 to 4 ft..... | .60  | .....  |

Vitex

**Vitex negundo incisa** (Cutleaf Chaste-tree). 12-15 ft. A handsome shrub with long panicles of lilac-lavender flowers in late summer or early autumn; the leaves are deeply toothed or cut. Does well in any soil.

|                |      |        |         |
|----------------|------|--------|---------|
|                | Each | Per 10 | Per 100 |
| 2 to 3 ft..... | .45  | 3.75   | 30.00   |
| 3 to 4 ft..... | .60  | 5.00   | 40.00   |
| 4 to 5 ft..... | .90  | 7.50   | 60.00   |
| 5 to 6 ft..... | 1.10 | 9.50   | 75.00   |

Weigela

**Weigela Eva Rathke** (Redflowered Weigela). 4-5 ft. Dwarf in habit, with dark crimson flowers which cover the branches from June to August; truly handsome.

|                  |      |        |                |      |        |
|------------------|------|--------|----------------|------|--------|
|                  | Each | Per 10 |                | Each | Per 10 |
| 18 to 24 in..... | .45  | 3.70   | 3 to 4 ft..... | .80  | .....  |
| 2 to 3 ft.....   | .60  | 5.00   |                |      |        |



Weigela.

WEIGELA — *Continued*

**W. floribunda** (Common Weigela). 6-8 ft. Abounding in tubular, brilliant crimson flowers in a background of deep foliage.

|                  |      |                |      |
|------------------|------|----------------|------|
|                  | Each |                | Each |
| 18 to 24 in..... | .25  | 3 to 4 ft..... | .45  |
| 2 to 3 ft.....   | .35  | 4 to 5 ft..... | .55  |

**W. rosea** (Pink Weigela). 6-8 ft. Very vigorous grower, with large, bell-shaped, deep-rose colored blossoms appearing profusely in June.

|                |      |        |         |
|----------------|------|--------|---------|
|                | Each | Per 10 | Per 100 |
| 2 to 3 ft..... | .35  | 2.80   | 22.00   |
| 3 to 4 ft..... | .45  | 3.50   | 30.00   |
| 4 to 5 ft..... | .55  | 4.50   | .....   |
| 5 to 6 ft..... | .80  | .....  | .....   |
| 6 to 8 ft..... | 1.10 | .....  | .....   |

**W. nana variegata** (Dwarf Variegated Weigela). 4-6 ft. Dwarf, compact, with pale pink flowers and variegated leaves.

|                  |      |        |                |      |        |
|------------------|------|--------|----------------|------|--------|
|                  | Each | Per 10 |                | Each | Per 10 |
| 18 to 24 in..... | .25  | 2.00   | 3 to 4 ft..... | .45  | 3.50   |
| 2 to 3 ft.....   | .35  | 2.80   | 4 to 5 ft..... | .65  | .....  |

FLOWERING SHRUB COLLECTION

Suitable for Foundation, Yard or Border Plantings.

16 Popular Flowering Shrubs

- 2 Red Tatarian Honeysuckle, 3 to 4 ft.
- 2 Forsythia, 3 to 4 ft.
- 2 Hydrangea paniculata grandiflora, 2 to 3 ft.
- 2 Deutzia lemoine, 2 to 3 ft.
- 2 Mockorange, 3 to 4 ft.
- 2 Viburnum dentatum, 2 to 3 ft.
- 2 Snowberry, 2 to 3 ft.
- 2 Deutzia Pride of Rochester, 3 to 4 ft.

SPECIAL Net Cash Price With Order.....\$4.85  
Delivered.



Mrs. A. R. Barraclough.



Etoile de France.



Joanna Hill.

## ROSES

Roses—the mere name is an inspiration to garden lovers. Nothing can take the place of the Rose. In order that you may have success in growing these beautiful plants, we offer a few cultural suggestions. They thrive best in a garden where the morning sun reaches them. It is well to excavate the ground to a depth of from 1 to 2 feet; place a layer of cow manure on the bottom and fill with good top soil. All roses should be planted so the place where they are grafted or budded is 2 or 3 inches below the surface. Tramp in firmly and water well; keep the soil around the roses well cultivated and clean. Roses can be protected in winter by mounding up the dirt around them and covering the ground with straw or litter to prevent alternate freezing and thawing.

### Hybrid Tea Roses

| Prices:                                | Each | Per 10 |
|--|------|--------|
| Strong, 2 yr., field-grown plants..... | .60  | 5.00   |
| Strong, 2 yr., in pots.....            | .75  | 6.00   |

- Betty.** Copper, rose-gold, moderately double.  
**Briarcliff.** Deep rose-pink, moderately double.  
**Chas. K. Douglas.** Flaming scarlet, double.  
**Dame Edith Helen.** Pure glowing pink, very double.  
**Duchess of Wellington.** Saffron yellow.  
**E. G. Hill.** Dazzling scarlet, double.  
**Etoile de France.** Crimson velvet.  
**Feu Joseph Looymans.** Vivid yellow, shaded apricot, long-pointed buds.  
**Francis Scott Key.** Crimson, very large, very double.  
**General MacArthur.** Crimson scarlet, double.  
**Golden Emblem.** Very fine yellow, double.  
**Golden Ophelia.** Bright golden yellow.  
**Golden Pernet.** Rich golden yellow.  
**J. J. L. Mock.** Clear pink.  
**Joanna Hill.** Clear yellow, double.  
**Killarney.** Pink.  
**Lady Margaret Stewart.** Orange.  
**Los Angeles.** Flame pink, shaded with gold at base of petals.  
**Mme. Butterfly.** Bright light pink, shaded with gold.  
**Mme. Edouard Herriot.** Bright orange-pink, shaded gold.  
**Mrs. A. R. Barraclough.** Carmine pink.  
**Mrs. Aaron Ward.** Indian yellow, very floriferous, double.  
**Mrs. Chas. Bell.** Soft pink, large.  
**Mrs. E. P. Thom.** Lemon yellow, free-flowering, double.

### HYBRID TEA ROSES — *Continued*

- Mrs. Henry Bowles.** Clear pink with lighter shades.  
**Mrs. Henry Morse.** Very handsome, soft flesh-cream suffused with vermilion.  
**President Hoover.** Orange and pink to coppery red and orange.  
**Radiance Pink.** Brilliant rosy-carmine, displaying beautiful rich and opaline-pink tints in the open flower.  
**Radiance Red.** Bright, cheerful even shade of red.  
**Rev. F. Page Roberts.** Copper red buds opening to golden yellow, stained outside with red, fully double.  
**Souv. de Claudius Pernet.** Superb pure sun-yellow, large and full.  
**Souv. de Georges Pernet.** Brick-red, opening to terracotta-pink, immense, very double.  
**Sunburst.** Orange-copper and golden yellow.  
**Talisman.** Exquisite shadings of gold, apricot, yellow and deep pink or old rose.  
**Willowmere.** Coral red suffused with carmine, opening to shaded yellow and flushed carmine-pink.

### Baby or Dwarf Polyantha Roses

| Prices:                                | Each | Per 10 |
|--|------|--------|
| Strong, 2 yr., field-grown plants..... | .60  | 5.00   |
| Strong, 2 yr., in pots.....            | .75  | 6.00   |

**George Elger.** Copperish golden-yellow to pale yellow.  
**Golden Salmon.** Reddish-orange blooms.  
**Ideal.** Double, pure white flowers in panicles. Best variety for cutting.



Lady Margaret Stewart.



Mrs. E. P. Thom.




Talisman.






Mrs. Henry Bowles.



Mme. Butterfly.



Willowmere.

### Climbing and Rambler Roses

|  |      |        |
|--|------|--------|
| Prices:                                | Each | Per 10 |
| Strong, No. 1, field-grown plants..... | .60  | 5.00   |
| Strong, No. 1, in pots.....            | .75  | 6.00   |

#### Climbers, large flowering types.

- Climbing American Beauty.** Large, double, rich carmine blooms.
- Climbing Kaiserin Auguste Viktorie.** Very full white flowers.
- Climbing Talisman.** Very similar to the bush variety.
- Dr. W. Van Fleet.** Large flowers of exquisite pale pink on fine, long stems.
- Gardenia.** Rich creamy yellow.
- Mary Wallace.** The outstanding large-flowered pink climber.
- Paul's Scarlet Climber.** Flowers large, flashing and vivid scarlet.
- Primrose.** New hardy yellow climber with large, very double canary-yellow flowers in great profusion.
- Roserie.** Clusters of splendid pink flowers.

#### Ramblers, small flowering types.

- Dorothy Perkins.** Great clusters of small, shell-pink flowers.
- Excelsa.** Bright crimson flowers in large clusters.
- Yellow Rambler.** Yellow flowers in large, showy clusters.
- Wichuraiana.** A fine ground-cover with glossy leaves and clusters of starry white flowers.

### Miscellaneous Roses and Rose Species

**Blanda** (Meadow Rose). 4-6 ft. Single, fragrant, rose-pink flowers in May and June, followed by glittering red fruit; almost thornless.

|                  |      |        |                |          |
|------------------|------|--------|----------------|----------|
|                  | Each | Per 10 | Each           | Per 10   |
| 18 to 24 in..... | .45  | 3.75   | 2 to 3 ft..... | .60 5.00 |

**F. J. Grootendorst.** 4-6 ft. Small, bright crimson flowers of the Baby Rambler type in great quantities from June to October. Very hardy, prolific, and makes an ideal hedge plant.

|                  |      |        |                |          |
|------------------|------|--------|----------------|----------|
|                  | Each | Per 10 | Each           | Per 10   |
| 18 to 24 in..... | .45  | 3.75   | 2 to 3 ft..... | .55 4.75 |

**Hugonis** (Golden Rose of China). 5-6 ft. Fragrant saucer-like flowers at lilac-time. A very desirable border rose.

|                |      |        |                |            |
|----------------|------|--------|----------------|------------|
|                | Each | Per 10 | Each           | Per 10     |
| 2 to 3 ft..... | .80  | 6.50   | 4 to 5 ft..... | 1.35 11.00 |
| 3 to 4 ft..... | 1.00 | 8.50   |                |            |

**Palustris** (Swamp Rose). 6-8 ft. An excellent hedge or bank rose; pink flowers from June to August.

|                  |      |        |                |          |
|------------------|------|--------|----------------|----------|
|                  | Each | Per 10 | Each           | Per 10   |
| 18 to 24 in..... | .40  | 3.50   | 3 to 4 ft..... | .65 5.75 |
| 2 to 3 ft.....   | .55  | 4.75   |                |          |



Killarney.



Rev. F. Page Roberts.

MISCELLANEOUS ROSES AND ROSE SPECIES—*Continued*

**Pink Grootendorst.** 4-6 ft. A charming pink variety of the F. J. Grootendorst.

|                  |      |        |                |          |
|------------------|------|--------|----------------|----------|
|                  | Each | Per 10 | Each           | Per 10   |
| 18 to 24 in..... | .45  | 3.75   | 2 to 3 ft..... | .55 4.75 |

**Rubiginosa** (Sweetbrier). 5-6 ft. Bright pink flowers in June; good foliage with aromatic odor.

|                  |      |        |                |          |
|------------------|------|--------|----------------|----------|
|                  | Each | Per 10 | Each           | Per 10   |
| 13 to 24 in..... | .45  | ....   | 2 to 3 ft..... | .55 4.75 |

**Rubrifolia** (Redleaf Rose). 5-6 ft. Handsome purplish red foliage and tiny pink flowers. Makes a good winter subject.

|                  |      |        |                |          |
|------------------|------|--------|----------------|----------|
|                  | Each | Per 10 | Each           | Per 10   |
| 18 to 24 in..... | .45  | 3.75   | 2 to 3 ft..... | .55 4.75 |

**Rugosa** (Rugosa Rose). 4-5 ft. A handsome shrub with large pink flowers from June to September; large, conspicuous red fruits; rich green foliage. Useful in the shrubbery border, in the hedge or on banks.

|                  |      |        |                |          |
|------------------|------|--------|----------------|----------|
|                  | Each | Per 10 | Each           | Per 10   |
| 18 to 24 in..... | .30  | 2.50   | 2 to 3 ft..... | .55 4.75 |

**Rugosa rubra** (Red Rugosa Rose). 4-5 ft. Large, purple-red single flowers; splendid habit.

|                  |      |        |                |          |
|------------------|------|--------|----------------|----------|
|                  | Each | Per 10 | Each           | Per 10   |
| 18 to 24 in..... | .45  | ....   | 2 to 3 ft..... | .65 5.75 |

**PATENT ROSE SPECIALTIES**

**Countess Vandal** (Hybrid Tea). Plant Patent No. 38. The sensation of the shows. The most popular variety at the Century of Progress. A lovely coppery pink and gold, extra long pointed buds. The "Queen of the Garden." \$1.00 each; \$10.00 per doz.

**Souvenir** (Hybrid Tea). Plant Patent No. 25. The Golden Talisman. One of the loveliest of roses. Its bloom is a rich deep golden yellow, and it is a prolific producer of fragrant flowers for cutting. It is a superb garden variety with all the desirable qualities of the popular Talisman. \$1.00 each; \$10.00 per doz.

**Blaze** (New Everblooming Paul's Scarlet Climber). Plant Patent No. 10. An outstanding triumph in Rose-growing. A continuous supply of rich vivid scarlet Roses. \$1.50 each; \$15.00 per doz.

**Golden Climber** (Mrs. Arthur Curtiss James). Plant Patent No. 28. The sensational Hybrid Tea flowered climber. Gorgeous long-pointed buds of rich gold, flecked with orange-scarlet on long stems often eighteen inches or longer; handsome glossy green foliage, green wood and red thorns. \$2.00 each; \$20.00 per doz.

**SPECIAL ROSE GARDEN COLLECTION**

10 Strong, 2 yr. Named Rose Bushes.

(See descriptions in Rose Section)

- 2 Pink Radiance.
- 2 Golden Pernet.
- 2 Willowmere.
- 2 Talisman.
- 2 President Hoover.

**SPECIAL Net Cash Price With Order.....\$3.75**

Delivered.

FREE With This Collection—1 Flowering Shrub, our selection, 2 to 3 ft.

# SUMMER AND EARLY FALL FLOWERING BULBS, TUBERS AND ROOTS

## Cannas

A gorgeous display of color from early summer until frost. Our assortment includes the most popular dwarf varieties. Plant about 18 inches apart. Spring delivery.

|                  |      |        |
|------------------|------|--------|
|                  | Each | Per 10 |
| No. 1 Roots..... | .15  | 1.25   |

## Dahlias

We have an excellent collection of named varieties offering a complete color-range. Spring delivery.

|                   |      |        |
|-------------------|------|--------|
|                   | Each | Per 10 |
| No. 1 Tubers..... | .25  | 2.00   |

## Gladiolus

Popular and colorful summer flowering bulbs. Plant in early spring about 4 inches deep and at least 6 inches apart. We offer a complete assortment of colors.

|                  |      |        |         |
|------------------|------|--------|---------|
|                  | Each | Per 10 | Per 100 |
| No. 1 Bulbs..... | .05  | .40    | 3.00    |

## Lilies

**Regale** (Regal Lily). 3-5 ft. Large trumpet-shaped sweet scented flowers, white shaded pink and tinged with canary yellow at the base. Plant about 7 inches deep, spring or autumn.

**Candidum** (Madonna Lily). 3-5 ft. Beautiful white, sweet scented. Fall delivery.

|                          |      |        |
|--------------------------|------|--------|
|                          | Each | Per 10 |
| Lilies, No. 1 Bulbs..... | .25  | 2.00   |

## Tuberose

Sweetly fragrant pure white flowers. An old garden favorite.

|                  |      |        |
|------------------|------|--------|
|                  | Each | Per 10 |
| No. 1 Bulbs..... | .08  | .60    |

*If we can assist you in any way in helping you solve your planting problems, please feel perfectly free to write us.*

# HARDY CLIMBING PLANTS AND VINES

For quick results in covering the bare sides and softening the sharp angles of buildings, hiding unsightly fences, beautifying and shading porches, bowers, and summer-houses, vines and climbers are indispensable. The sweeping vines about a porch or trellis appeal to everyone.



Wisteria.

## Akebia

**Akebia quinata** (Fiveleaf Akebia). 15-20 ft. A dainty, beautiful vine which produces interesting purple flowers in great abundance in May. The handsome deep green leaves hang on until late in the winter.

|            | Each | Per 10 | Per 100 |
|------------|------|--------|---------|
| 1 yr. .... | .35  | 2.80   | .....   |
| 2 yr. .... | .45  | 3.75   | 30.00   |

## Ampelopsis

**Ampelopsis heterophylla** (Porcelain Ampelopsis). 30-40 ft. A vigorous climber with food foliage and attractive porcelain-like, turquoise-colored fruit.

|            | Each | Per 10 |
|------------|------|--------|
| 2 yr. .... | .35  | 2.80   |

**A. quinquefolia** (Virginia Creeper). 30-50 ft. This well known climber is one of the best and quickest growing varieties for covering trees, trellises, old stumps, etc. Its large, deep green foliage assumes brilliant shades of yellow, crimson and scarlet in autumn.

|            | Each | Per 10 |
|------------|------|--------|
| 2 yr. .... | .35  | 2.80   |

**A. tricuspidata** (Japanese Creeper or Boston Ivy). 40-50 ft. One of the most popular climbing vines for covering brick, stone, or wooden walls, trees, etc.; grows very rapidly and clings to the smoothest surfaces, forming a mat of beautiful overlapping foliage of rich olive green which turns to beautiful shades of scarlet, orange, yellow, green and gold in the autumn.

|            | Each | Per 10 |
|------------|------|--------|
| 2 yr. .... | .45  | 3.75   |

## Aristolochia

**Aristolochia siphon** (Dutchman's-pipe). 25-30 ft. A vigorous and rapid-growing climber having very large, light green leaves which retain their color through the entire season. The curious, brownish-colored flowers resemble a pipe in shape.

|            | Each | Per 10 |
|------------|------|--------|
| 2 yr. .... | .65  | 5.50   |

## Bignonia

**Bignonia radicans** (Trumpet creeper). 30-50 ft. Tall growing, arching branches covered with tropical-looking foliage and showy trumpet-shaped flowers, scarlet and orange all summer. One of the best old-fashioned American plants.

|            | Each | Per 10 |
|------------|------|--------|
| 2 yr. .... | .30  | 2.50   |

## Celastrus

**Celastrus scandens** (American Bittersweet). 20-25 ft. Most adaptable vine with shiny, roundish leaves; the clusters of orange and red berries retain their color when cut and dried for winter bouquets. Succeeds in almost any situation, sun or shade.

|            | Each | Per 10 | Per 100 |
|------------|------|--------|---------|
| 1 yr. .... | .20  | 1.70   | 15.00   |
| 2 yr. .... | .30  | 2.50   | 20.00   |

### Clematis

**Clematis Large Flowering Varieties.** 10-15 ft. No other climbing plant has quite the beauty nor popularity as the large-flowering Clematis. They need a rich, deep, well drained soil, prepared to a depth of 1 to 2 feet with plenty of sharp sand and well-rooted manure used. Set the roots deep and straight down; the crown should be not less than 3 inches beneath the surface of the soil. Protect the runners the first year from frost with straw or small pieces of burlap. No protection required after the first winter.

**Henryi** (Henry Clematis). Lovely, large creamy white flowers in great quantities all summer.

**Jackmanni** (Jackman Clematis). Large, very showy rich purple flowers.

**Mme. Edouard Andreff** Splendid large, rosy carmine flowers.

The above three varieties: Each Per 10  
2 yr. .... .80 6.50

**C. Paniculata** (Sweet Autumn Clematis). 20-25 ft. This hardy climber is one of the choicest and most satisfactory climbing, flowering plants. Of strong, rapid growth, with small, dense, cheerful green foliage and pure white, deliciously fragrant flowers in August and September.

Each Per 10 Per 100  
2 yr. .... .30 2.50 20.00

### Hedera

**Hedera coriacea** (Korean Ivy). 4-6 ft. Dwarf, compact habit, slow growing, with heart-shaped foliage. Good for rock gardens or low walls. Unusual, and extremely hardy.

Each Per 10 Per 100  
2½ in. pots..... .30 2.50 20.00  
3½ in. pots..... .45 3.70 30.00

**H. helix** (English Ivy). 50-75 ft. Evergreen climbing vine; ideal wall cover, good ground cover in shady locations. Very much used and admired.

Each Per 10 Per 100  
4 in. pots..... .22 1.90 15.00

**H. helix baltica** (Hardy Baltic Ivy). 25-30 ft. Withstands very cold winters. A good small-leaved vine for general use.

Each Per 10 Per 100  
2¼ in. pots..... .22 1.90 15.00  
3½ in. pots..... .30 2.50 20.00

**H. helix gracilis** (Miniature English Ivy). 75-100 ft. Evergreen, with small, dark green foliage. One of the hardest vines obtainable. Very graceful and dainty.

Each Per 10 Per 100  
2¼ in. pots..... .22 1.90 15.00  
3½ in. pots..... .30 2.50 20.00

### Lonicera

**Lonicera belgica** (Dutch Woodbine). 12-15 ft. Thick, dark green leaves, underside bluish. Fragrant, creamy flowers, purple outside.

Each Per 10  
2 yr. .... .35 2.80

**L. japonica halliana** (Hall Japanese Honeysuckle). 20-25 ft. Grows rampantly, almost evergreen; blooms freely, large, fragrant white flowers turning to yellow.

Each Per 10  
2 yr. .... .35 2.80

**L. sempervirens** (Trumpet Honeysuckle). 20-25 ft. Thrifty, high climbing vine with shiny foliage and delightful scarlet or orange-red flowers.

Each Per 10  
2 yr. .... .35 2.80

### Polygonum

**Polygonum auberti** (Silver Lace Vine). 25-30 ft. Vigorous vine covered with masses of beautiful foamy white flowers all summer and autumn; does well in either shady or sunny spots. Also called China Fleecevine.

Each Per 10  
2 yr. .... .55 4.70  
3 yr. .... .75 6.00

### Pueraria

**Pueraria thunbergiana** (Kudzu Vine). 50-75 ft. The most rapid growing of all vines, reaching a length of 50 feet or more in a single season; large, rich green foliage and small racemes of rosy purple pea-shaped blooms in August. The tops might freeze back during an extremely severe winter, but they soon grow out in spring.

Each Per 10  
2 yr. .... .25 2.00

### Vitis

**Vitis coignetiae** (Gloryvine). 20-25 ft. Very strong, heavy foliaged vine with bright autumnal coloring; the leaves are exceptionally large, sometimes as much as 1 ft. across; the dark, almost black, blooms and the purplish berries are very conspicuous. Rapid grower.

Each Per 10  
2 yr. .... .45 3.50

### Wisteria

**Wisteria multijuga** (Longcluster Wisteria). 30-50 ft. Long drooping racemes of lavender-purple flowers. Very beautiful and unusually fine to cover a trellis or pergola.

Each Per 10  
3 yr. .... 1.00 8.50

**W. sinensis** (Blue Chinese Wisteria). 30-50 ft. This popular variety produces early in the spring thousands of pendulous clusters of delicate violet-blue blossoms. They have a rich perfume and give a most distinct appearance. Truly one of nature's most graceful showers of loveliness.

Each Per 10 Per 100  
2 yr. .... .45 3.50 30.00

**W. sinensis alba** (White Chinese Wisteria). 30-50 ft. A good climber, vigorous and free flowering, bearing in profusion drooping clusters of white blossoms.

Each Per 10  
2 yr. .... .45 3.50

#### SPECIAL CLIMBING VINE COLLECTION


5 Strong 2 yr. No. 1 vines, for the house, trellis, walls, trees, etc.

- 1 Miniature English Ivy.
- 1 Purple Wisteria.
- 1 Euonymus radicans.
- 1 Clematis paniculata.
- 1 Akebia quinata.

SPECIAL Net Cash Price With Order.....\$1.15

Delivered.





## HARDY PERENNIALS

The constantly increasing interest in hardy garden flowers is emphasized more each season in the demand for new and good perennials. With the infinite varieties available, the rock garden, bed or border can be made interesting throughout the year. Brilliant displays of color and harmonious designs are easy and fascinating to create with these charming Hardy Alpines and Herbaceous Perennials.

### A Few Cultural Hints

Usually the best effects are obtained by planting Perennials in groups of not less than three of a variety. A few of the more robust Perennials, such as the Peony or *Dicentra spectabilis* are effective as individual specimens. The area being planted will determine the size of the groupings.

Most perennials may be planted in early spring, from the time the frost is out of the ground until late June, or from the middle of September to the first of November.

For the new bed, spade to a depth of 1½ feet, and incorporate a generous supply of well decayed manure with an application of bonemeal.

Old beds may be renewed every three years, the plants taken out of the ground and divided. The bed should then be spaded up, fertilized, and the plants returned.

While Perennials grow in poor soil, yearly fertilizing will insure fine, sturdy plants, and constant cutting of the flowers assures continuous bloom. A careful selection of an assortment of varieties, and a little attention will reward you with bloom from early spring until very late autumn.

Perennials marked with a star (\*) are suitable for rock gardens.

|   | Each | Per 10 |
|---|------|--------|
| <b>ACHILLEA</b> (Yarrow).   |      |        |
| *- <i>clavennae</i> . 8-10 in. Profusion of white flowers amidst dwarf silvery gray foliage. Outstanding in the rock garden.....                    | .35  | 3.00   |
| - <i>filipendula</i> . 4 ft. Excellent border plant. Flat heads of golden yellow flowers profusely borne from June to September.....                | .25  | 2.00   |
| - <i>millefolium roseum</i> . 2 ft. Flat heads of rosy red flowers in June. Good for cutting.....   | .25  | 2.00   |
| *- <i>tomentosa</i> (Woolly Yarrow). 6-8 in. A neat carpet-like plant with brilliant yellow flowers from May to August. Compact gray-green foliage. | .25  | 2.00   |


|   | Each | Per 10 |
|---|------|--------|
| <b>ACONITUM fischeri</b> (Azure Monkshood). 2-3 ft. Deep blue flowers in August and September. Likes moisture and some shade.....   | .25  | 2.00   |
| * <b>ADIANTUM capillus-veneris</b> (Southern Maidenhair Fern). 18-24 in. Also called Venus Fly Trap. Produces interesting little trap-like flowers which are said to catch flies..... | .35  | 3.00   |
| <b>AETHIONEMA</b> (Persian Candytuft).  |      |        |
| *- <i>persicum</i> . 8-10 in. A gem for the rockery with light rose flowers in June, and tidy blue-gray foliage; likes full sun.....  | .25  | 2.00   |
| *- <i>pulchellum</i> . 4 in. Neat, prostrate grower with rose-purple flowers and gray foliage.....  | .25  | 2.00   |



Pyrethrum—Painted Daisy.

|  | Each | Per 10 |
|--|------|--------|
| * <b>AGAPANTHUS umbellatus</b> (Blue Lily of the Nile). 2 ft. Desirable for decoration of formal pools and terraces; excellent in the rockery. Does well in pots and tubs..... | .45  | 4.00   |
| <b>AGROSTEMMA coronaria</b> (Rose Campion). 2-3 ft. A useful species for color contrast in the border. Frosted silver leaves; bright scarlet flowers in June and July.....     | .25  | 2.00   |
| <b>AJUGA</b> (Bugle).  |      |        |
| * <b>genevensis</b> . 6-8 in. Deep blue flowers in May and June; rich, dark green foliage. Useful for carpeting the ground in shady places where grass will not grow.....      | .25  | 2.00   |
| * <b>reptans</b> . 4-6 in. Low growing, compact, bright blue flowers in May and June. Likes shady spots.....   | .25  | 2.00   |
| * <b>ALLIUM thibetica</b> . 6-8 in. Clusters of lilac-mauve flowers in June and July. Excellent for the rock garden.....   | .35  | 3.00   |
| <b>ALYSSUM</b> (Basket of Gold).   |      |        |
| * <b>argenteum</b> . 12-15 in. Dense growth. Leaves silvery beneath, flowers yellow in clustered heads all summer. Likes sun.....  | .25  | 2.00   |
| * <b>citrinum</b> . 1 ft. Pale citron-yellow flowers. Fine in the sunny border, rock garden or dry wall.....   | .25  | 2.00   |
| * <b>saxatile compactum</b> . 1 ft. Broad masses of bright yellow flowers in early spring. Likes sun.....  | .25  | 2.00   |
| <b>AMSONIA tabernaemontana</b> (Willow Amsonia). 2-3 ft. Panicles of light blue flowers in May and June; smooth foliage; fine for hardy border and among shrubbery.....        | .25  | 2.00   |
| <b>ANCHUSA</b> (Alkanet).  |      |        |
| — <b>italica dropmore</b> . 4 ft. Interesting border plant with pretty gentian blue flowers all summer...  | .25  | 2.00   |
| — <b>lissadell</b> . 4-5 ft. Fine variety with large gentian blue flowers; likes the sun.....  | .35  | 3.00   |

|   | Each | Per 10 |
|---|------|--------|
| <b>ANCHUSA — Continued</b>  |      |        |
| * <b>myosotidiflora</b> . 15 in. Compact, well-foliaged plant which has dainty, forget-me-not-like flowers in May and June; very robust and healthy; effective for shady places in the rock garden.....   | .30  | 2.50   |
| * <b>officinalis incarnata</b> . 2 ft. A new introduction; blue flowers with white throats; habit dwarf but erect.....  | .35  | 3.00   |
| * <b>ANDROSACE lanuginosa</b> (Rock Jasmine). 2 in. Trailing growth and soft, silvery foliage and clusters of lilac-rose blossoms lasting all summer. Most charming. Likes a protected sunny spot.....  | .30  | 2.50   |
| <b>ANEMONE</b> (Windflower).  |      |        |
| — <b>japonica</b> (Japanese Windflower). 2-3 ft. Among the finest perennials for sheer beauty of bloom. The beautiful flowers of pastel shades appear in late August and continue until frost; ideal for cutting. Should have the protection of 2 or 3 inches of leaves or litter during the winter months. Varieties as follows: |      |        |
| Alba. Single white.....   | .25  | 2.00   |
| Alice. Rosy pink.....   | .25  | 2.00   |
| Queen Charlotte. Semi-double pink.....  | .25  | 2.00   |
| Richard Ahrends. Shell pink.....  | .25  | 2.00   |
| Rubra. Rosy red.....  | .25  | 2.00   |
| Whirlwind. Double white.....  | .25  | 2.00   |
| * <b>hupehensis</b> . 18 in. A rock garden gem with an abundance of mauve-rose flowers from early August until late autumn. Really a miniature form of Anemone Japonica.....  | .25  | 2.00   |



Digitalis—Foxglove.

**ANEMONE — Continued** Each Per 10

- \*-*pulsatilla* (Pasqueflower). 8-10 in. Delightful purple-lilac flowers nod an early spring greeting in April and May; foliage is attractively serrated .30 2.50
- \*-*pulsatilla alba*. 8-10 in. Rare and pretty white form showing a center of golden yellow in the flowers; compact and low growing..... .30 2.50
- \*-*sylvestris* (Snowdrop Anemone). 10-12 in. Large creamy white flowers freely produced in May and June; likes a cool, moist spot; a fine cut flower. .30 2.50

**ANTHEMIS tinctoria, Perry's Variety** (Hardy Marguerite). 2 ft. Handsome finely cut foliage, and bright golden yellow daisy-like flowers produced all summer; excellent for cut flowers.. .25 2.00

**AQUILEGIA** (Columbine).

- \*-*alpina*. 12 in. Rare variety with dark blue flowers in May; beautiful short-spurred form.. .30 2.50
- \*-*bicolor flore pleno*. 18-24 in. Double flowers, deep purple tops and white underneath in May and June; likes the sun..... .30 2.50
- \*-*caerulea*. 18-24 in. Dainty blue long spurred flowers in May and June..... .25 2.00
- \*-*canadensis*. 18 in. The native American Columbine with yellow center and bright red long spurs ..... .25 2.00
- chrysantha*. 2½ ft. Bright yellow flowers on graceful stems in May and June. A profuse bloomer ..... .25 2.00
- \*-*flabellata nana*. 12 in. Delightful dwarf variety with waxy, pure white flowers in April and May; the foliage is light green, blue tinted. Likes the sun ..... .35 3.00
- H. & S. Long Spurred Hybrids**. 2½ ft. A very choice strain for the hardy border..... .30 2.50
- \*-*jaeschkani*. 18 in. New introduction from Japan with many lovely shades of flowers in May and June. Likes the sun..... .35 3.00
- Kelway's Long Spurred Hybrids**. 2 ft. A fine strain with clear, well defined colors and long spurs ..... .30 2.50
- Mrs. Scott Elliott Hybrids**. 2½ ft. Wonderful colors and color combinations, with very long spurred flowers ranging through shades of lavenders, mauves, blues, purples, whites, creams, yellows, pinks, red—well, the perennial border is not quite complete without this strain..... .25 2.00
- \*-*vulgaris*. 15-18 in. Nodding purplish blue flowers in April and May..... .25 2.00

**ARABIS** (Rockcress).


- \*-*alpina*. 12 in. Pure white flowers produced in dense masses in April, splendid for border and rockery. Makes an excellent cut flower..... .25 2.00
- \*-*alpina flore pleno*. 12 in. A very fine plant with delightful double white flowers..... .25 2.00
- \*-*alpina rosea*. 12 in. An abundance of dainty rose flowers shading to pale pink..... .30 2.50

**ARENARIA** (Sandwort).

- \*-*balearica*. 1 in. Creeping plant with dark green foliage and a profusion of miniature white flowers. A gem for cool, shady places in the rockery, especially for clothing bare rocks..... .25 2.00
- \*-*grandiflora*. 6 in. Star-like white flowers cover the rich green clumps of foliage in May and June ..... .25 2.00
- \*-*montana*. 8 in. A delightful gem for the rockery with a myriad of pearl white flowers that cover the trailing foliage during May and June. Fine for dry, sandy places..... .25 2.00
- \*-*verna*. 3 in. One of the best for placing in stone steps or walk, forming a mat of bright deep green and the dainty little white flowers are a delight all summer..... .25 2.00

**ARMERIA** (Thrift or Sea Pink).

- \*-*cephalotes rubra*. 8-10 in. Deep pink flowers freely produced from a neat cushion-like plant; May and June..... .30 2.50
- \*-*lauchiana*. 3-6 in. Bright rosy red flowers in May and June; very dainty..... .25 2.00
- \*-*maritima*. 4-6 in. Evergreen, grass-like foliage; pale pink flowers in May and June. Very valuable for edging..... .25 2.00
- \*-*maritima alba*. 4-6 in. White flowering variety. .25 2.00
- \*-*stative armeria* (Common Thrift). 12 in. Delightful mixed colors in May and June. Good cut flower ..... .25 2.00



Arabis—  
Rockcress.

**ARTEMISIA** (Wormwood). Each Per 10

- lactiflora*. 4-5 ft. Tall, graceful, with heads of small, fragrant, white flowers in August and September. Ideal for cutting..... .25 2.00
- Silver King**. 2-3 ft. Beautiful silvery, misty foliage which is excellent to use in the winter bouquet ..... .25 2.00

**ASTER**

- \*-*alpinus*. 6-8 in. Large purple blue flowers in May and June. Likes the sun..... .25 2.00
- \*-*alpinus albus*. 6-8 in. Large single white flowers in May and June..... .25 2.00
- \*-*alpinus Goliath*. 6-8 in. Large bluish purple flowers in May and June; lovely. Likes full sun ..... .25 2.00
- \*-**Mauve Cushion**. 8-10 in. The exquisite soft mauve flowers completely cover the cushion-like plant in lavish profusion during October and November. One of the most beautiful perennials grown. Likes sun..... .25 2.00
- novae-angliae*, the autumn flowering species fondly known as the New England aster or Michaelmas Daisy. We offer the following choice varieties:
  - Barr's Pink**. 4-5 ft. Flowers large and the best pink; vigorous..... .25 2.00
  - Blue Gem**. 4-5 ft. Double flowers of rich blue; the best blue in cultivation..... .25 2.00
  - Climax**. 4-5 ft. Tall pyramidal spikes of large, light lavender-blue flowers. Good cut flower. .25 2.00
  - Elta**. 4-5 ft. Semi-double, pale lilac..... .25 2.00
  - Erica**. 2 ft. Semi-double, clear pink..... .25 2.00
  - Feltham Blue**. 5 ft. Blue-violet; likes sun.. .25 2.00
  - Maggie Perry**. 4-5 ft. Pleasing mauve..... .25 2.00
  - Maid of Athens**. 4-5 ft. Light lavender-blue. .25 2.00
  - Queen Mary**. 4 ft. Blue tinted lavender... .25 2.00
  - Sam Banham**. 4-5 ft. The best white Michaelmas Daisy; large flowers, fine for cutting.. .25 2.00

**ASTILBE**

- america*. 3 ft. Great trusses of delicate lilac-pink blooms; very fragrant; outstanding. Prefers moist rich soil and sun or semi-shade..... .40 3.50
- \*-*gloria superba*. 18-24 in. Beautiful deep rose-pink flowers; very prolific..... .40 3.50



Chrysanthemum—  
Korean Daisy.



**AUBRIETIA (Wall-Cress).**

- |   | Each | Per 10 |
|---|------|--------|
| *- <i>deltoides bougainvillei</i> . 3-4 in. Beautiful trailing plant with masses of light violet flowers from April to June. Loves to droop over rocks or low walls .....       | .25  | 2.00   |
| *-Mrs. Lloyd Edwards. 3-4 in. Lovely crimson-purple variety .....   | .30  | 2.50   |
| *-Rose Queen. 4-6 in. Delightful rose-pink flowers .....  | .30  | 2.50   |
| *-Selected Large Flowering Hybrids. 3-6 in. A splendid assortment of colors.....  | .30  | 2.50   |
| <b>BAPTISIA australis (Blue Wild-indigo).</b> 3 ft. Spikes of dark blue flowers in June; good for cutting .....   | .25  | 2.00   |
| * <b>BELLIS perennis monstrosa (English Daisy).</b> 6 in. Large flowers which make dainty bouquets. Either double pink or double white.....                                     | .25  | 2.00   |
| * <b>BELLIUM bellidoides (Alpine Daisy).</b> 3 in. A dainty little miniature daisy that throws out runners and forms a wide mat covered all summer with tiny white flowers..... | .25  | 2.00   |
| <b>BOCCONIA cordata (Pink Plumepoppy).</b> 6-8 ft. Attractive border or grouping plant; vigorous; creamy white flower panicles all summer.....                                  | .25  | 2.00   |
| <b>BOLTONIA latisquama (Violet Boltonia).</b> 4-5 ft. A myriad of pink, lavender-tinted flowers from July until frost. Very showy, good for cutting. ....                       | .25  | 2.00   |
| <b>BUPHTHALMUM salicifolium (Willowleaf Ox-eye).</b> 2 ft. Large golden yellow flowers all summer .....   | .25  | 2.00   |
| * <b>CALAMINTHA alpina (Calamint).</b> 6 in. Rich purple flowers in June and July; very graceful; likes a dry, sunny position.....  | .25  | 2.00   |
| * <b>CALLIRHOE involucrata (Low Poppy-mallow).</b> 1 ft. A trailing plant; large saucer-shaped flowers of bright rosy crimson and white centers produced all summer.....        | .30  | 2.50   |

\***CALLUNA (Heather).** See page 13.

**CAMPANULA (Bellflower).**

- |  |     |      |
|--|-----|------|
| *- <i>carpatica</i> . 8-10 in. Large cupshaped blue flowers all summer. Called the Carpathian Harebell.... | .25 | 2.00 |
| *- <i>carpatica alba</i> . 8-10 in. A pure white form.....   | .25 | 2.00 |
| *- <i>elegans</i> . 18 in. Blue flowers all summer.....  | .25 | 2.00 |

**CAMPANULA — Continued**

- |  | Each | Per 10 |
|--|------|--------|
| *- <i>garganica</i> . 4-6 in. A gem for the rock garden; forms a low spreading tuft; covered in June with myriads of starry light blue flowers. Exquisite rock plant.....  | .35  | 3.00   |
| *- <i>glomerata</i> . 18 in. Large flower heads of light blue during June and July.....  | .25  | 2.00   |
| - <i>lactiflora coerulea</i> . 2-3 ft. Azure blue flowers during July and August.....  | .25  | 2.00   |
| - <i>medium (Canterbury-bells)</i> . 2-3 ft. The numerous branches are crowded with deep bells in spring and early summer. Mixed colors, including blue and rose. These Canterbury-bells are biennials and are fine for cutting..... | .25  | 2.00   |
| *- <i>muralis</i> . 6-9 in. Profusion of bluish purple flowers in June. Ideal for stone walls and the rockery .....  | .35  | 3.00   |
| - <i>persicifolia (Peachleaf Bellflower)</i> . 3 ft. Large blue saucer-shaped flowers from May to July....   | .25  | 2.00   |
| - <i>persicifolia alba</i> . 3 ft. An excellent white variety .....  | .25  | 2.00   |
| - <i>persicifolia Telham Beauty</i> . 2 ft. Large bells of beautiful china blue.....   | .30  | 2.50   |
| *- <i>pusilla</i> . 4-6 in. A gem for the rockery; lilac blue flowers from June to September.....  | .30  | 2.50   |
| *- <i>pusilla alba</i> . 4-6 in. Dainty white flowered variety .....   | .30  | 2.50   |
| *- <i>rotundifolia (Blue Bells of Scotland or Harebells)</i> . 1 ft. Clear blue flowers from June to September .....   | .25  | 2.00   |
| - <i>trachelium (Coventry-bells)</i> . 2-3 ft. Beautiful drooping purple bells from July to September; very hardy .....  | .25  | 2.00   |

**CARNATION (Hardy Carnations).**

- |   |     |      |
|---|-----|------|
| -Chaubaud Mixed. 12 in. A fine strain of Carnations for the border; mixed colors; ideal for cutting ..... | .25 | 2.00 |
| -Chaubaud Rose. 12 in. Soft rose flowers.....   | .25 | 2.00 |
| -Grenadin Scarlet. 12 in. Large scarlet-red flowers .....   | .25 | 2.00 |
| -Kelway's Yellow. 8-10 in. Delightful yellow flowers all summer; fragrant and fine for cutting. ....      | .30 | 2.50 |
| -Tausendschon. 12 in. Soft pink flowers all summer .....  | .25 | 2.00 |

**CENTAUREA (Knapweed).**

- |   |     |      |
|---|-----|------|
| - <i>dealbata</i> . 2 ft. Large and striking rose-pink flowers in June and July.....  | .25 | 2.00 |
| - <i>macrocephala (Globe Centaurea)</i> . 3-4 ft. Large golden-yellow flowers in July and August; exceptionally fine for cutting..... | .25 | 2.00 |
| - <i>montana (Mountain-bluet)</i> 2 ft. Large violet-blue flowers from July to September.....   | .25 | 2.00 |
| - <i>montana alba</i> . 2 ft. Attractive whiteflowering form .....  | .25 | 2.00 |

**CEPHALARIA tatarica (Giant Scabious).** 5-6 ft. Tall growing; flat heads of showy creamy white flowers during July and August. Good for cutting .....

\***CERASTIUM tomentosum (Snow-in-summer).** 8-10 in. Pretty silvery-gray foliage; covered during the summer with a shower of pure white flowers .....

\***CHEIRANTHUS allioni (Siberian Wallflower).** 1 ft. An interesting biennial with a great profusion of fragrant fiery orange flowers in the spring .....

**CHELONE barbata.** See *Penstemon barbatus*.

**CHRYSANTHEMUM**

- |  |     |      |
|--|-----|------|
| -Hardy Garden Varieties. 2-3 ft. Gorgeous autumn-blooming plants with a profusion of bright colored flowers. The following are popular and dependable varieties: |     |      |
| Angelo. Light pink.....  | .25 | 2.00 |
| Boston. Bronze-orange.....   | .25 | 2.00 |
| Edina. Rosy pink.....  | .25 | 2.00 |
| Glory of Seven Oaks. Bright yellow.....  | .25 | 2.00 |
| Idolf. Salmon pink; very early.....  | .25 | 2.00 |
| October Gold. Orange-yellow.....   | .25 | 2.00 |
| Tints of Gold. Large golden yellow flowers, a good early variety.....  | .25 | 2.00 |
| Walverine. Large, dark yellow, very early..  | .25 | 2.00 |



**CHRYSANTHEMUM — Continued**

|   | Each | Per 10 |
|---|------|--------|
| <b>—Pompon Button Chrysanthemums.</b> 15-18 in.<br>The varieties in this classification usually produce billowy clusters of flowers less than 2 inches in diameter. They are very dainty in the garden and produce wonderful cut flowers. |      |        |
| <b>Bronze Doty.</b> Handsome bronze flowers.....  | .25  | 2.00   |
| <b>Button Bronze.</b> Very small bronze flowers....   | .25  | 2.00   |
| <b>Button Yellow.</b> Tiny clusters of yellow flowers   | .25  | 2.00   |
| <b>Captain R. H. Cook.</b> Deep rose; very fine..   | .25  | 2.00   |
| <b>Mrs. H. Harrison.</b> Small, with light pink blooms .....  | .25  | 2.00   |
| <b>Pink Doty.</b> A good pink variety.....  | .25  | 2.00   |
| <b>White Doty.</b> Large white flowers.....   | .25  | 2.00   |
| <b>Yellow Doty.</b> A dainty yellow.....  | .25  | 2.00   |

**—Single or Daisy Flowering Chrysanthemums.**

|  |     |      |
|--|-----|------|
| 18-24 in. Contrasting in shape of blooms, these varieties add a most interesting and delightful touch to the garden. |     |      |
| <b>Araby.</b> Large white.....   | .25 | 2.00 |
| <b>Bertha Fairs.</b> Brilliant rose-pink.....  | .25 | 2.00 |
| <b>Bronze Buckingham.</b> Glowing bronze.....  | .25 | 2.00 |
| <b>Cosmos.</b> Deep purplish carmine.....  | .25 | 2.00 |
| <b>Dainty.</b> Early; orange.....  | .25 | 2.00 |
| <b>Dazzler.</b> Scarlet; our best single chrysanthemum .....   | .25 | 2.00 |
| <b>Joyce Strowlger.</b> Bronzy salmon-pink.....  | .25 | 2.00 |
| <b>Mrs. Calvin Coolidge.</b> Lovely cardinal red..   | .25 | 2.00 |
| <b>Mrs. John Stewart, Jr.</b> Bronze.....  | .25 | 2.00 |
| <b>Sarah.</b> Single yellow.....   | .25 | 2.00 |

**—Species of Chrysanthemums, including the Maximum Flowering Varieties.** The following varieties are admired for their striking vigor and boldness of bloom; very free flowering, and desirable for cut flowers.

|   |     |      |
|---|-----|------|
| <b>Alaska</b> (Shasta Daisy). 2-2½ ft. A decided improvement on the original; with blooms 4½ to 5 inches across. Very free-flowering and in bloom all summer and autumn.....  | .25 | 2.00 |
| * <b>Arcticum</b> (Arctic Daisy). 12-18 in. Attractive rosette-like clumps covered with pure white single flowers measuring 2 to 2½ inches across from September to November.....   | .25 | 2.00 |
| <b>Coreanum</b> (Korean Daisy). 2-3 ft. Remarkable introduction from Korea. Large white flowers with golden center resembling a glorified daisy, frequently becoming pink tinted. Very hardy; blooms from September until late November ..... | .25 | 2.00 |
| * <b>Mawi.</b> 1 ft. A delightful gem for the rockery. The foliage is silvery green; rich pink flowers cover the plant in early summer.....   | .25 | 2.00 |
| <b>Mrs. C. Lothian Bell.</b> 2-3 ft. Magnificent white flowers often measuring 6 inches across from June to August.....   | .25 | 2.00 |

|   |     |      |
|---|-----|------|
| <b>CLEMATIS integrifolia.</b> 3 ft. Handsome shrub-like variety of the Clematis family; pretty blue flowers in June and July..... | .35 | 3.00 |
|---|-----|------|

|  |     |      |
|--|-----|------|
| <b>CONVALLARIA majalis</b> (Lily-of-the-Valley). 8 in. The true variety with pretty little bells of pure white in early spring. Most dainty and charming ..... | .25 | 2.00 |
|--|-----|------|

|   |     |      |
|---|-----|------|
| <b>COREOPSIS grandiflora</b> (Big Coreopsis). 18-24 in. Showy brilliant yellow flowers all summer. Ideal for the bouquet..... | .25 | 2.00 |
|---|-----|------|

|   |     |      |
|---|-----|------|
| * <b>CORYDALIS cheilanthifolia</b> (Chinese Corydalis). 10 in. Fernlike foliage; long spikes of yellow blossoms in the spring. Prefers rich, well-drained soil; does well in shade. Very rare | .30 | 2.50 |
|---|-----|------|

**CRUCIANELLA** (Crosswort).

|   |     |      |
|---|-----|------|
| * <b>stylosa.</b> 10-12 in. A fine creeper for the rockery. The flowers are pink ball-shaped, blooming from May until autumn..... | .25 | 2.00 |
| * <b>stylosa carminea.</b> 10-12 in. A new variety with brilliant carmine-red flowers.....  | .25 | 2.00 |

**DELPHINIUM** (Hardy Larkspur).

|  |     |      |
|--|-----|------|
| <b>—Belladonna.</b> 2½-3 ft. Bright sky-blue flowers from June to August. Attractive in the border and as a cut flower.....  | .25 | 2.00 |
| <b>—Bellamosum.</b> 2½-3 ft. Large single flowers of deep indigo blue. A fine cut flower.....  | .25 | 2.00 |
| <b>—chinense.</b> 1½-2 ft. Clear, deep blue flowers from June to September. Excellent for cutting.   | .30 | 2.50 |
| <b>—elatum "Iceberg."</b> 4 ft. A new outstanding introduction. The pure white flowers form 20-inch spikes on tall stems; highly effective when used among the blue varieties..... | .40 | 3.50 |

**DELPHINIUM — Continued**

|  | Each | Per 10 |
|--|------|--------|
| <b>—English Hybrids.</b> 4-6 ft. Many exquisite shades and fine long spikes of flowers from June to August ..... | .25  | 2.00   |
| <b>—Kelway's English Hybrids.</b> 4-6 ft. A very fine selected strain .....                                      | .30  | 2.50   |
| <b>—Wrexham Hollyhock Strain.</b> 6 ft. Tall, vigorous; large spikes of flowers.....                             | .30  | 2.50   |

**DIANTHUS** (Pinks).

|   |     |      |
|---|-----|------|
| * <b>alpinus.</b> 4 in. Bright pink flowers in May....  | .35 | 3.00 |
| * <b>arenarius.</b> 6 in. A shower of lacy white flowers delicately tinted with lavender in June.....   | .25 | 2.00 |
| <b>—barbatus</b> (Sweet William). 2 ft. Old favorites, bearing their sweet, clove-scented flowers in the greatest profusion during May and June. They are indispensable for the border and for cutting. These varieties are usually treated as biennials. |     |      |
| <b>Holborn Glory.</b> A large flowered auricula-eyed type with brilliant colors.....  | .25 | 2.00 |
| <b>Newport Pink.</b> The best of the salmon pinks..   | .25 | 2.00 |
| <b>Nigrescens.</b> Rich velvet maroon.....  | .25 | 2.00 |
| <b>Scarlet Beauty.</b> Scarlet flowers.....   | .25 | 2.00 |
| * <b>caesius</b> (Cheddar Pink). 6 in. The true cushion pink; compact growing; fragrant rosy pink flowers in May and June.....  | .25 | 2.00 |
| * <b>caesius flore pleno.</b> 6 in. Double flowering variety of the Cheddar Pink.....   | .30 | 2.50 |
| * <b>deltoides</b> (Maiden Pink). 4 in. Creeping variety covered with bright pink flowers in June and July .....  | .25 | 2.00 |
| * <b>deltoides albus.</b> 4 in. A profusion of tiny white flowers in June and July.....   | .25 | 2.00 |
| * <b>deltoides Brilliant.</b> 4 in. Myriads of crimson-red flowers in June and July.....  | .25 | 2.00 |
| * <b>deltoides Quisley Hybrids.</b> 4-6 in. A fine selected strain with various shades of red to pink in May and June.....  | .35 | 3.00 |
| * <b>Knappi.</b> 15 in. A unique color. Bright yellow in clusters during July.....  | .35 | 3.00 |
| * <b>plumarius</b> (Grass Pink). 12-15 in. Vigorous, mat-forming; various shades of pink during June and July. A fine old-fashioned yard flower....   | .25 | 2.00 |
| * <b>plumarius Beatrix.</b> 10-12 in. This is the true strain; double salmon-pink flowers from May to November .....  | .35 | 3.00 |
| * <b>plumarius semperflorens.</b> 10-12 in. Pretty frilled and brightly colored flowers on glaucous foliage. A fine mixture of vivid and pastel colors.....   | .35 | 3.00 |

**DICENTRA** (Bleeding Heart).

|  |     |      |
|--|-----|------|
| * <b>eximia.</b> 15 in. Finely cut foliage and cherry-red heart shaped flowers all summer..... | .25 | 2.00 |
| <b>—spectabilis.</b> 2 ft. The old fashioned favorite that is such a show in the border.....   | .35 | 3.00 |

**DIGITALIS** (Foxglove).

|   |     |      |
|---|-----|------|
| <b>—ambigua.</b> 3 ft. A vigorous plant with yellowish flowers marked with brown.....     | .25 | 2.00 |
| <b>—Giant Shirley Hybrids.</b> 3 ft. Large spikes of bright pastel shades. Biennials..... | .25 | 2.00 |



Dianthus.

|   | Each | Per 10 |  | Each | Per 10 |
|---|------|--------|--|------|--------|
| <b>DORONICUM</b> (Leopardbane).   |      |        |  |      |        |
| *-caucasicum. 18 in. Large clear yellow daisy-like flowers in early spring. Excellent cut flower.   | .40  | 3.50   |  |      |        |
| -plantagineum excelsum. 2 ft. Golden yellow flowers of large size in April and May. Fine cut flower   | .35  | 3.00   |  |      |        |
| <b>DRABA</b> (Whitlowgrass).  |      |        |  |      |        |
| *-aizoides. 4-6 in. Neat rock plant with dainty yellow flowers. Likes the sun and limestone.  | .35  | 3.00   |  |      |        |
| *-repens. 3 in. Flowers dark yellow; spreading habit  | .25  | 2.00   |  |      |        |
| <b>ECHINACEA purpurea</b> (Purple Coneflower). 3 ft. Handsome large purple flowers with brown cone centers from July to early autumn. Very showy                          | .30  | 2.50   |  |      |        |
| <b>ECHINOPS ritro</b> (Steel Globethistle). 3-4 ft. Attractive border plant with metallic-blue flowers from July to August  | .30  | 2.50   |  |      |        |
| * <b>ERICA stricta</b> (Corsican Heath). 18 in. Rosy purple flowers all summer. Handsome and unusual  | .75  | 7.00   |  |      |        |
| <b>ERIGERON</b> (Fleabane).   |      |        |  |      |        |
| *-alpinus. 8 in. Attractive heads of lilac-purple flowers from May to August  | .25  | 2.00   |  |      |        |
| -speciosus. 2 ft. Lilac-blue flowers from June to August. Good for cutting  | .25  | 2.00   |  |      |        |
| <b>ERINUS</b> (Liver-balsam).   |      |        |  |      |        |
| *-alpinus albus. 6 in. Compact dwarf evergreen foliage with white flowers in May and June   | .25  | 2.00   |  |      |        |
| *-alpinus roseus. 6 in. Rosy-purple flowered variety  | .25  | 2.00   |  |      |        |
| *-Dr. Hanelle. 6 in. A charming variety with crimson flowers  | .30  | 2.50   |  |      |        |
| * <b>ERIOPHYLLUM caespitosum</b> . 15 in. Showy golden yellow daisy-like flowers, dark centered, in July  | .25  | 2.00   |  |      |        |
| <b>ERYNGIUM amethystinum</b> (Sea Holly). 2 ft. Violet-blue flowers in July and August  | .25  | 2.00   |  |      |        |
| <b>EUPATORIUM coelestinum</b> (Mistflower). 18-24 in. Lavender-blue flowers from August to frost. Resembles Ageratum  | .25  | 2.00   |  |      |        |
| <b>EUPHORBIA</b> (Spurge).  |      |        |  |      |        |
| *-myrsinites. 8 in. For hot dry places; trailing habit; glaucous blue foliage and heads of clear yellow blossoms in July  | .35  | 3.00   |  |      |        |
| <b>EUPHORBIA — Continued</b>  |      |        |  |      |        |
| *-polychroma. 1 ft. Yellow flowers in May and June  | .25  | 2.00   |  |      |        |
| * <b>FESTUCA glauca</b> (Blue Fescue). 8 in. Dwarf ornamental grass with distinct blue-green foliage  | .25  | 2.00   |  |      |        |
| <b>GAILLARDIA</b> (Blanket Flower).   |      |        |  |      |        |
| -Dazzler. 3 ft. Showy, large yellow-red flowers during summer and autumn  | .25  | 2.00   |  |      |        |
| -grandiflora. 3 ft. Red flowers with yellow borders during summer and autumn. Likes the sun   | .30  | 2.50   |  |      |        |
| -Portola Hybrids. 3 ft. A selected strain of large flowers from reddish bronze to deep gold. Fine cut flower  | .25  | 2.00   |  |      |        |
| * <b>GALIUM verum</b> (Bedstraw). 15 in. Yellow flowers from July to September  | .25  | 2.00   |  |      |        |
| <b>GERANIUM</b> (Cranesbill).   |      |        |  |      |        |
| -pratense. 2-2½ ft. Large blue flowers from June to September   | .25  | 2.00   |  |      |        |
| *-sanguineum. 15-18 in. Crimson flowers all summer  | .25  | 2.00   |  |      |        |
| * <b>GERBERA Jamesoni Hybrids</b> (Transvaal Daisy). 1 ft. A lovely mixture of brilliant orange, pink and yellow shadings. Very beautiful                                 | .45  | 4.00   |  |      |        |
| <b>GEUM</b> (Avens).  |      |        |  |      |        |
| *-Borisi. 12 in. Vivid scarlet single flowers for the alpine garden; lacinated foliage  | .40  | 3.50   |  |      |        |
| *-heldreichi. 12-15 in. Bright orange flowers all summer  | .30  | 2.50   |  |      |        |
| *-Lady Strathearn. 18 in. Large double yellow flowers all summer  | .30  | 2.50   |  |      |        |
| *-Mrs. Bradshaw. 18 in. Large double bright scarlet flowers all summer  | .30  | 2.50   |  |      |        |
| *-Orange Queen. 18 in. A new introduction with a striking shade of orange; flowers double   | .40  | 3.50   |  |      |        |
| *-Prince of Orange. 18 in. A novelty of merit. Fine orange blooms on long stems in July and August  | .40  | 3.50   |  |      |        |
| <b>GLOBULARIA</b> (Globedaisy).   |      |        |  |      |        |
| *-nudicaulis. 8 in. Heads of steel blue, fluffy blossoms in June. Likes the sun and well drained soil   | .25  | 2.00   |  |      |        |
| *-trichosanthes. 8 in. Beautiful lavender flower heads. Makes a brilliant picture in the rockery  | .25  | 2.00   |  |      |        |
| <b>GYPSOPHILA</b> (Babysbreath).  |      |        |  |      |        |
| -Bristol Fairy. 2-3 ft. New, fine double variety; the billows of snowy white flowers bloom all summer. Very excellent for cutting and drying for bouquets                 | .40  | 3.50   |  |      |        |
| -paniculata. 2 ft. Covered with tiny, single white, mist-like flowers in June and July  | .25  | 2.00   |  |      |        |
| *-repens. 6 in. Dainty creeping plant covered with clouds of tiny white flowers in May and June   | .25  | 2.00   |  |      |        |
| <b>HELENIUM</b> (Sneezeweed).   |      |        |  |      |        |
| -autumnale rubrum. 3 ft. Bronze-red flowers from July to October  | .25  | 2.00   |  |      |        |
| -autumnale superbum. 3-5 ft. Splendid golden yellow flowers from July to October  | .25  | 2.00   |  |      |        |
| -pumilum magnificum. 2-3 ft. Dwarf form; yellow flowers with dark centers bloom during September and October. Likes the sun   | .35  | 3.00   |  |      |        |
| -Riverton Beauty. 3-4 ft. Lemon yellow flowers in early autumn  | .25  | 2.00   |  |      |        |
| -Riverton Gem. 3-4 ft. The flowers are old gold and bloom from August to October  | .25  | 2.00   |  |      |        |
| <b>HELIANTHEMUM</b> (Sunrose).  |      |        |  |      |        |
| *-chamaecistus mutabile (Fickle Sunrose). 12 in. Excellent for the wall or rockery; produces a wealth of multi-colored flowers throughout the early summer. Likes the sun | .30  | 2.50   |  |      |        |
| *-Mixed Varieties. 12 in. Very showy and colorful varieties   | .25  | 2.00   |  |      |        |
| <b>HELIOPSIS</b> (Orange Sunflower).  |      |        |  |      |        |
| -pitcheriana. 3 ft. A showy border plant with yellow orange-tinted flowers in July and August. A useful cut flower  | .35  | 3.00   |  |      |        |
| -scabra excelsa. 3 ft. Chrome yellow flowers from July to September   | .25  | 2.00   |  |      |        |
| -scabra zinniaeflora. 3 ft. Handsome yellow flowers from July to September  | .35  | 3.00   |  |      |        |



Gaillardia.

Iberis.



|  | Each | Per 10 |
|--|------|--------|
| <b>HEMEROCALLIS flava</b> (Lemon Daylily). 2-3 ft. Sweet scented, clear full yellow flowers in June. .25   |      | 2.00   |
| <b>HESPERIS</b> (Sweet Rocket).  |      |        |
| — <b>matronalis</b> . 3 ft. Fragrant purple flowers in June .25  |      | 2.00   |
| — <b>matronalis alba</b> . 3 ft. Splendid white variety. .25   |      | 2.00   |
| <b>HEUCHERA</b> (Coralbells).  |      |        |
| *— <b>brizoides gracilina</b> . 15 in. A profusion of deep coral red flowers on graceful erect stems during July .35   |      | 3.00   |
| *— <b>Rosmondi</b> . 18 in. Pretty little bells of coral pink in late spring and early summer. .35   |      | 3.00   |
| *— <b>sanguinea</b> . 15 in. Beautiful coral crimson flowers .35   |      | 3.00   |
| *— <b>sanguinea alba</b> . 15 in. Delightful white flowered variety .35  |      | 3.00   |
| *— <b>sanguinea Pleu de Feu</b> . 15 in. Striking, bright fiery red flowers. .35   |      | 3.00   |
| *— <b>sanguinea splendens</b> . 15 in. Pinkish-crimson flowers, nice for cutting. .35  |      | 3.00   |
| <b>HIBISCUS Mixed</b> (Mallow). 4 ft. Quick growing and shrubby; bears quantities of large flowers like single Hollyhocks in the autumn. Mixed shades .25  |      | 2.00   |
| <b>HOLLYHOCKS</b> . 6-8 ft. Stately, majestic hardy plants; a necessary part of every old-fashioned garden. Colossal spikes of bloom in summer. The following varieties offer the best colors and vigorous plants: |      |        |
| <b>Allegheny</b> . Mammoth flowers with fringed petals, all colors; single. .25  |      | 2.00   |
| <b>Double Crimson</b> .25  |      | 2.00   |
| <b>Double White</b> .25  |      | 2.00   |
| <b>Double Yellow</b> .25   |      | 2.00   |
| <b>Lilac Beauty</b> . Double. .25  |      | 2.00   |
| <b>Newport Pink</b> . Semi-double. .25   |      | 2.00   |
| * <b>HORMINUM pyrenaicum</b> . 1 ft. Bluish purple flowers on leafless spikes in the summer. .25   |      | 2.00   |
| <b>HOSTA (FUNKIA)</b> (Plantainlily).  |      |        |
| — <b>caerulea</b> . 18-24 in. Blue flowers in July and August .25  |      | 2.00   |
| — <b>undulata variegata</b> . 18-24 in. Graceful variegated leaves and light lilac-blue flowers in July and August .25   |      | 2.00   |
| <b>HYPERICUM</b> (St. Johnswort).  |      |        |
| — <b>ascyron</b> . 3-4 ft. Yellow flowers in July; good for background .25   |      | 2.00   |
| *— <b>coris</b> . 3 in. Graceful foliage, large yellow flowers, low growing .40  |      | 3.50   |
| *— <b>fragile</b> . 6 in. Pretty dwarf alpine with trailing light green foliage and covered in May with yellow star-like flowers. .40  |      | 3.50   |

**HYPERICUM — Continued**

Each Per 10

|  |  |      |
|--|--|------|
| — <b>henryi</b> . 2-3 ft. Golden yellow flowers in late summer and early autumn. .40   |  | 3.50 |
| *— <b>moserianum</b> . 18 in. Large, rich golden yellow flowers blooming continuously through summer. .40                        |  | 3.50 |
| *— <b>polyphyllum</b> . 8 in. A shower of bright yellow flowers on pretty trailing foliage. Fine for the rocks .40               |  | 3.50 |
| *— <b>reptans</b> . 6 in. Fine prostrate, trailing rock plant with masses of clear golden yellow flowers in July and August. .40 |  | 3.50 |

**IBERIS** (Candytuft).

|   |  |      |
|---|--|------|
| *— <b>gibraltarica</b> . 8 in. Handsome dark green foliage surmounted with heads of delicate lilac flowers in May and June. .25         |  | 2.00 |
| *— <b>sempervirens</b> . 8 in. Evergreen foliage which is delightfully hidden by dense heads of pure white flowers in May and June. .25 |  | 2.00 |

\***INULA ensifolia** (Swordleaf Inula). 12 in. Bright golden flowers from July to September. .25

**IRIS**

\*—**cristata** (Crested Iris). 4-6 in. Delicate little creeping Iris with richly marked pale lilac flowers in May and June. .25

—**germanica** (German Iris or Flag Iris). 2-4 ft. There are so many varieties of German Iris grown that it is almost impossible to say that any special list is the best. We have selected outstanding standard varieties that cover the color range and which in our judgment are distinct and worthy of cultivation. Easily grown; likes sun.

|  |  |      |
|--|--|------|
| <b>Ambassadeur</b> . Tall and regal; velvety purple-maroon .25   |  | 2.00 |
| <b>Archeveque</b> . Deep rich purple-violet. .25   |  | 2.00 |
| <b>Gochi</b> . Rich claret-purple. .25   |  | 2.00 |
| <b>Lent A. Williamson</b> . .25  |  | 2.00 |
| <b>Monsignor</b> . Violet-purple. .25  |  | 2.00 |
| <b>Prosper Laugier</b> . Bronze to velvety ruby-purple, white and yellow. .25  |  | 2.00 |
| <b>Queen Caterina</b> . Purple and gold to white and bronze .25  |  | 2.00 |
| <b>Rhein Nixe</b> . White and violet. .25  |  | 2.00 |
| <b>Shekinah</b> . Pale yellow shading to amber on the throat .25   |  | 2.00 |
| — <b>kaempferi</b> (Japanese Iris). 2 ft. For striking beauty, gracefulness, and gorgeousness of bloom, this plant is unexcelled. Avoid lime in the soil and give a light protection in winter with straw or leaves. The following varieties create delightful pictures. |  |      |
| <b>Astarte</b> . Double, dark violet. .35  |  | 3.00 |
| <b>Circe</b> . Double, dark violet-blue, lined with white .35  |  | 3.00 |
| <b>Eleanor Parry</b> . Double claret-red, with white and blue .35  |  | 3.00 |
| <b>Eumee</b> . Single dark violet. .35   |  | 3.00 |
| <b>Gekka-no-nami</b> . Meaning "Moonlit Waves," the name is descriptive of its lovely whiteness .35  |  | 3.00 |
| <b>Gold Bound</b> . Double pure white; creamy glow at the gold-banded center. .35  |  | 3.00 |
| <b>Hercules</b> . Double clear lilac-blue. .35   |  | 3.00 |
| <b>Mahogany</b> . Large double purple to mahogany-red. Latest to bloom. .35  |  | 3.00 |
| <b>Melpomene</b> . Double, soft blue. .35  |  | 3.00 |
| <b>Patrocle</b> . Single, dark violet. .35   |  | 3.00 |
| <b>Prosperpine</b> . Single, bright rich blue. .35   |  | 3.00 |
| <b>Purple and Gold</b> . Double, rich violet-purple with white petaloids, tipped with violet; golden throated .35  |  | 3.00 |
| <b>Ski-no-ryo</b> . Double, blue and white. .35  |  | 3.00 |
| *— <b>pumila</b> (Dwarf Iris). 8 in. Fine dwarf Iris that is well-placed in either the rock garden or the border. Good for edging. The following varieties are hardy and colorful.   |  |      |
| <b>Dixmude</b> . Blue and red. .25   |  | 2.00 |
| <b>Excelsa</b> . Pure lemon yellow. .25  |  | 2.00 |
| <b>Sambo</b> . Dark violet-blue. .25   |  | 2.00 |
| <b>Schneekuppe</b> . Pure white. .25   |  | 2.00 |
| — <b>siberica</b> (Siberian Iris). 3 ft. Gems for the flower border or waterside. The flowers are produced in great abundance on stout, stiff stems. Excellent for cutting. The following varieties are worthy of cultivation.   |  |      |
| <b>Blue King</b> . Stately, regal blue. .35  |  | 3.00 |
| <b>Snow Queen</b> . The flowers are snowy white, large and well formed. .35  |  | 3.00 |
| *— <b>tectorum</b> (Roof Iris). 10 in. A delightful species from Japan and China where it is frequently grown on the thatched roofs of the cottages. The blue flowers in June are delicately crested. .25  |  | 2.00 |

Each Per 10



Lychnis.

|  | Each | Per 10 |
|--|------|--------|
| * <b>JASIONE perennis</b> (Sheep's Scabious). 12 in. Small balls of dainty lavender-blue in June and July. Likes sun or partial shade.....   | .35  | 3.00   |
| <b>LATHYRUS</b> (Perennial or Everlasting Sweet Pea).  |      |        |
| — <b>latifolius</b> . 3 ft. Colorful climber and trailer for rock walls and fences, blooming from June to August; crimson flowers.....   | .30  | 2.50   |
| — <b>latifolius Mixed</b> . 3 ft. Various delightful shades. Does well at the seashore.....  | .25  | 2.00   |
| — <b>latifolius Pink Beauty</b> . 3 ft. Large racemes of pleasing deep rose flowers.....   | .30  | 2.50   |
| — <b>latifolius roseus</b> . 3 ft. Dainty rose colored flowers.....  | .30  | 2.50   |
| * <b>LAVANDULA vera</b> (Sweet Lavender). 18 in. The beloved old-fashioned garden plant; delightfully fragrant lavender flowers from July to September.....  | .30  | 2.50   |
| * <b>LEONTOPODIUM alpinum</b> (Edelweiss). 5 in. Silvery white leaves and starlike heads clothed with a dense white, woolyness; prettiest in June. One of the most famous plants from the European Alps.....         | .30  | 2.50   |
| <b>LIATRIS</b> (Gayfeather).   |      |        |
| — <b>pycnostachya</b> . 4-5 ft. Long spikes of rich purple flowers all summer.....   | .25  | 2.00   |
| — <b>scariosa</b> . 4-5 ft. Large showy purple heads in September.....   | .30  | 2.50   |
| — <b>spicata</b> . 2-3 ft. Long heavy spikes of red-purple.....  | .30  | 2.50   |
| * <b>LINARIA cymbalaria</b> (Kenilworth-ivy). Trailing plant suitable for rock work and wall gardens; bright green foliage and lavender and purple snapdragon-like flowers. Should have light winter protection..... | .30  | 2.50   |
| * <b>LINUM perenne</b> (Perennial Flax). 15 in. Pale blue flowers all summer; graceful stems.....  | .25  | 2.00   |
| * <b>LITHOSPERMUM Heavenly Blue</b> (Gromwell). 6 in. This low-growing shrub-like perennial should be in every sheltered rock garden. The flowers during July and August are the most gorgeous blue imaginable.....  | .35  | 3.00   |
| <b>LOBELIA siphilitica</b> (Large Blue Lobelia). 3 ft. Moisture loving plant with dark blue flowers streaked with white. Desirable near the brook or lake.....   | .30  | 2.50   |
| <b>LUPINUS polyphyllus Hybrids</b> (Lupine). 3 ft. Bold, massive spikes of pea-shaped flowers; colors are both rich and delicate; sweet scented.....   | .25  | 2.00   |

|   |     |      |
|---|-----|------|
| <b>LYCHNIS</b> (Campion).   |     |      |
| — <b>chalconica</b> (Maltese Cross). 3 ft. Heads of vivid scarlet flowers all summer. One of the brightest plants in the hardy border.....  | .25 | 2.00 |
| * <b>-viscaria splendens</b> . 1 ft. Deep green foliage with pink flowers in June and July.....   | .25 | 2.00 |
| * <b>-viscaria splendens alba flore-pleno</b> . 1 ft. Fine double white flowering variety. Good for cutting.....  | .35 | 3.00 |
| <b>LYTHRUM rcseum superbum</b> (Rose Loosestrife). 3 ft. Showy rosy purple spikes produced in profusion during June and July. Splendid for banks of streams and ponds. Likes moist, shady places.....   | .25 | 2.00 |
| <b>MALVA moschata</b> (Musk Mallow). 3 ft. Fine native plant with light rose flowers all summer.....  | .25 | 2.00 |
| * <b>MAZUS reptans</b> . 1 in. A dwarf and interesting Alpine plant, covered in early spring with dainty lilac flowers with a small white lip; creeping. Likes a sheltered, partial shady spot.....   | .25 | 2.00 |
| <b>MONARDA Hybrids</b> (Bergamot). 2-3 ft. Flower heads of many pretty shades during July.....  | .25 | 2.00 |
| <b>MYOSOTIS</b> (Forget-me-not).  |     |      |
| * <b>-palustris semperflorens</b> . 6 in. The most popular hardy Forget-me-not. Ideal in the rockery or for colorful display in the low border. A continuous shower of bright blue in spring and summer. Likes moisture and some shade.....                               | .25 | 2.00 |
| * <b>-rupicola</b> . 4 in. Dainty Alpine variety with a profusion of compact tufts of opal-blue flowers in May. A new and rare variety.....   | .40 | 3.50 |
| * <b>-Ruth Fisher</b> . 9 in. A charming variety with large clear belladonna blue flowers.....  | .35 | 3.00 |
| * <b>NEPETA mussini</b> (Catmint). 8 in. Compact with fragrant silvery gray foliage and hundreds of small lavender-blue flowers in June and July.....   | .25 | 2.00 |
| * <b>NIEREMBERGIA rivularis</b> (Whitecup). 4 in. Dwarf creeping plant bearing large, creamy white, cup-shaped flowers from June to September. Likes moisture and partial shade.....  | .35 | 3.00 |
| <b>OENOTHERA</b> (Evening Primrose).  |     |      |
| * <b>-fraseri</b> . 1 ft. Pale yellow flowers from June until October.....  | .25 | 2.00 |
| — <b>fruticosa major</b> . 2 ft. Deep yellow flowers in profusion from June to October.....   | .25 | 2.00 |
| * <b>-missouriensis</b> . 6 in. A rugged beauty with leathery leaves from which arise large golden yellow flowers from June until August.....   | .25 | 2.00 |
| * <b>-speciosa</b> . 18 in. Pure white flowers 3 inches across in great quantities all summer.....  | .25 | 2.00 |
| — <b>youngi</b> . 2 ft. A strong, large-leaved plant with numerous bright lemon-yellow flowers from June to August.....   | .25 | 2.00 |
| <b>PACHYSANDRA</b> . See page 15.   |     |      |
| * <b>PANSY Choice Swiss Giants</b> . 6 in. Very fine strain of many beautiful colors. These are the biennials of the Viola family. Bloom from spring to autumn.....   | .07 | .60  |
| <b>PAPAVER</b> (Poppy).   |     |      |
| * <b>-alpinum</b> (Alpine Poppy). 4 in. Small and delicate, having white, pink, orange or yellow flowers all summer; fragrant and charming.....   | .35 | 3.00 |
| * <b>-nudicaule Coonara Shades</b> (Iceland Poppy). 1 ft. A new blending of colors from pink to apricot; spring and summer. Fine for cutting. Likes the sun.....  | .40 | 3.50 |
| — <b>orientale</b> (Oriental Poppy). 3-3½ ft. Nothing quite equals the Oriental Poppy for gorgeous display and brilliant coloring during May and June. Mulch lightly with litter in the autumn. The following varieties are noted for their size and brilliance of bloom. |     |      |
| <b>Beauty of Livermore</b> . Huge velvet-crimson flowers freely produced.....   | .35 | 3.00 |
| <b>Mrs. Perry</b> . Apricot-orange tinged with pink. The best "Pink Poppy".....   | .35 | 3.00 |
| <b>Orientele</b> . Tremendous cup-shaped blooms of brightest crimson-scarlet with large purplish black blotches at base of petals.....  | .25 | 2.00 |
| <b>Perry's White</b> . Flowers of purest satiny white with a splash of crimson-maroon at the base of each petal.....  | .35 | 3.00 |




|   | Each | Per 10 |
|---|------|--------|
| <b>PENTSTEMON</b> (Beard Tongue).   |      |        |
| — <i>barbatus torreyi</i> . 2 ft. Spikes of bright scarlet flowers from June until August.....  | .30  | 2.50   |
| *— <i>glaber roseus</i> . 9 in. Procumbent habit, flowers pink to deep rose in early summer.....  | .30  | 2.50   |
| — <i>gloxineiflora</i> Hybrids. 2½ ft. Dense clusters of bell-shaped flowers in July and August. Many lovely shades .....   | .30  | 2.50   |
| *— <b>Large Flowering Hybrids</b> . 15-18 in. A fine strain freely producing flowers of good clear colors in the summer.....  | .25  | 2.00   |
| — <i>pubescens</i> . 24 in. Neat border plant with white flowers that are tinted with blush and lavender .....  | .25  | 2.00   |
| — <i>unilateralis</i> . 2-3 ft. Erect spikes covered from top to bottom with opalescent blue flowers in June. Handsome for cutting.....   | .30  | 2.50   |
| <b>PEONIES</b> . 2½-4 ft. The pride of all gardens, handsome of foliage and gorgeous of bloom; May and June. We have excellent varieties in white, pink and red.....  |      |        |
| <b>PHLOX</b>  |      |        |
| — <i>decussata</i> (Hardy Garden Phlox). 2-3 ft. These beautiful hardy border plants are most effective and useful in late summer and early autumn, with their bright colors and freedom of bloom. The following varieties have proven to be dependable and among the best grown.   |      |        |
| <i>Antonin Mercie</i> . Delicate lilac-blue.....  | .25  | 2.00   |
| <i>B. Comte</i> . Tall growing with large heads of amaranth-red flowers.....  | .25  | 2.00   |
| <i>Blue Hill</i> . Bluish pink.....   | .35  | 3.00   |
| <i>Elizabeth Campbell</i> . Salmon-pink.....  | .25  | 2.00   |
| <i>Enchantress</i> . Bright salmon-pink with dark eye .....   | .25  | 2.00   |
| <i>Ethel Prichard</i> . Large lilac-mauve flowers....   | .25  | 2.00   |
| <i>Jules Sandeau</i> . Brilliant watermelon-pink....  | .25  | 2.00   |
| <i>Mrs. Charles Dorr</i> . Tall, lavender.....  | .25  | 2.00   |
| <i>Mrs. Jenkins</i> . Pure white, free-flowering....  | .25  | 2.00   |
| <i>Mrs. Milly von Hoboken</i> . Pink with delicate mauve suffusion.....   | .25  | 2.00   |
| <i>Mrs. Scholten</i> . New dark salmon-pink.....  | .35  | 3.00   |
| <i>Mrs. Verboom</i> . Rose-pink.....  | .25  | 2.00   |
| <i>Painted Lady</i> . Silver pink, salmon and cherry-red .....  | .35  | 3.00   |
| <i>R. P. Struthers</i> . Rosy carmine with claret-red eye .....   | .25  | 2.00   |
| <i>Rijnstroom</i> . Carmine-rose, large clusters....  | .25  | 2.00   |
| <i>Thor</i> . Deep salmon-pink, scarlet glow; small analine-red eye .....   | .25  | 2.00   |
| <i>Von Lassburg</i> . Tall, large pure white.....   | .25  | 2.00   |
| *— <i>subulata</i> (Moss Phlox or Mountain Pinks). 2 in. Early spring-flowering type with pretty, mosslike, evergreen foliage which, during the flowering season in April and May is hidden under the masses of bloom. Excellent for the rockery, the border and invaluable for carpeting. We have selected varieties which assure vigor and beauty in color range. |      |        |
| <i>alba</i> . Pure white flowers.....   | .35  | 3.00   |
| <i>atropurpurea</i> . Deep carmine-red; brilliant....   | .35  | 3.00   |
| <i>Fairy</i> . Pale blue flowers; dainty.....   | .25  | 2.00   |
| <i>G. F. Wilson</i> . Bright lilac.....   | .25  | 2.00   |
| <i>lilacina</i> . Light lilac.....  | .25  | 2.00   |
| <i>rosca</i> . Rosy pink; fine for covering banks....   | .25  | 2.00   |
| <i>Vivid</i> . Bright pink with fiery red eye.....  | .35  | 3.00   |
| — <b>Various Phlox Species</b> .  |      |        |
| *— <i>amoena</i> (Amoena Phlox). 4-6 in. One of the best varieties for carpeting the ground or the rocks; covered in the spring with bright pink flowers.....   | .35  | 3.00   |
| *— <i>divaricata canadensis</i> . 10 in. Dainty native variety commencing to bloom in April and continuing through May, with large fragrant, lavender flowers .....   | .25  | 2.00   |
| *— <i>ovata</i> ( <i>carolina</i> ) (Mountain Phlox). 12 in. Bright rosy red flowers in June and July..   | .25  | 2.00   |
| — <i>suffruticosa</i> <i>Miss Lingard</i> . 2 ft. Flowers white with faint pinkish lavender eye; blooms all summer.....   | .35  | 3.00   |
| <b>PHYSALIS francheti</b> (Chinese Lantern). 2 ft. Very ornamental, producing freely bright orange-scarlet, lantern-like fruits; when cut will last all winter .....  |      |        |

|  | Each | Per 10 |
|--|------|--------|
| <b>PHYSOSTEGIA virginica grandiflora Vivid</b> (False-dragonhead). 18 in. Large deep pink flowers in August and September. Splendid for cutting. .25   | .25  | 2.00   |
| <b>PLATYCODON</b> (Balloonflower).   |      |        |
| — <i>grandiflorum</i> . 20 in. Large, showy deep blue flowers produced all summer; bell-shaped when open .....   | .25  | 2.00   |
| — <i>grandiflorum album</i> . 20 in. Excellent white form .....  | .25  | 2.00   |
| *— <i>mariesi</i> . 12 in. Dwarf, with large, deep violet-blue flowers in great profusion all summer.....  | .25  | 2.00   |
| *— <i>mariesi album</i> . 12 in. Lovely white form....   | .25  | 2.00   |
| *— <b>PLUMBAGO larpentae</b> (Leadwort). 1 ft. Blue flowers late summer and early autumn; spreading habit.....   | .25  | 2.00   |
| <b>POLEMONIUM</b>  |      |        |
| *— <i>caeruleum</i> (Greek-valerian). 18 in. Blue flowers with golden center in May and June. Likes sun. Also called Jacob's Ladder.....   | .25  | 2.00   |
| *— <i>caeruleum album</i> . 18 in. White form.....   | .25  | 2.00   |
| *— <i>reptans</i> . 6 in. Dainty creeping plant with showy blue flowers in early spring.....   | .30  | 2.50   |
| *— <i>Richardsoni</i> . 18 in. Masses of beautiful sky-blue blossoms in June.....  | .25  | 2.00   |
| <b>POTENTILLA</b> (Cinquefoil).  |      |        |
| *— <b>Hybrid Single Mixed Colors</b> . 1 ft. For the rock wall, rock garden or sunny border; June flowering .....  | .25  | 2.00   |
| *— <i>matsumurae</i> . 3 in. Lovely dwarf, richly covered with yellow flowers during May and June. Likes the sun .....   | .35  | 3.00   |
| *— <i>nepalensis</i> ( <i>formosa</i> ). 2 ft. Cherry-red and buff flowers all summer.....   | .25  | 2.00   |
| *— <i>rupestris</i> . 1 ft. Clusters of clear white flowers. .25   | .25  | 2.00   |
| <b>PRIMULA</b> (Primrose). Most beautiful and interesting early spring flowers. Plant them in rich, well-drained soil in the border or in a sheltered nook in the rockery; if possible, in a half-shady place. Suitable, too, for the waterside. |      |        |
| *— <i>acaulis</i> (English Cowslip). 6 in. Pale yellow flowers .....   | .35  | 3.00   |
| *— <i>acaulis Blue</i> . 6 in. Rare blue primrose; one of the most unusual and prettiest of all.....   | 1.00 | 8.00   |
| *— <i>auricula Giant Hybrids</i> . 8 in. Pleasing shades of color; attractive light green foliage.....   | .35  | 3.00   |
| *— <i>auricula Kelway's Showy Border</i> . 8 in. Choice mixture; large flowered; many pretty shades... .40   | .40  | 3.50   |
| — <i>bulleyana</i> . 2 ft. Dense spikes bearing flowers of rich apricot.....   | .40  | 3.50   |
| *— <i>denticulata cashmeriana</i> . 1 ft. Round flower heads of bright lavender.....   | .40  | 3.50   |
| *— <i>denticulata cashmeriana alba</i> . 1 ft. Chaste form with pure white flowers.....  | .40  | 3.50   |
| — <i>florindae</i> . 18-24 in. One of the finest novelties brought out of Thibet. Very robust with bright yellow pendant blossoms borne in great profusion .50   | .50  | 4.50   |



Primrose.

| PRIMULA — Continued  |     | Each | Per 10 |   |     | Each | Per 10 |
|--|-----|------|--------|---|-----|------|--------|
| — <i>japonica Mixed</i> (Japanese Primrose). 18 in. Delightful for the border with pretty flowers on graceful stems, many pleasing pastel shades...  | .40 |      | 3.50   | * <b>SAPONARIA</b> <i>ocymoides splendens</i> (Soapwort). 8 in. Rosy pink flowers produced in great quantities in May and June.....   | .25 |      | 2.00   |
| *— <i>veris Barr's Exhibition Reds</i> . 8 in. A fine selection including bright shades of crimson and scarlet .....   | .50 |      | 4.50   | * <b>SAXIFRAGA</b> <i>McNabiana</i> (Rockfoil). 1 ft. Splendid for the wall garden or in crevices in the rock garden; gray-green foliage arranged in rosettes. Bears during May and June spikes set with small white flowers speckled with pink.. | .35 |      | 3.00   |
| *— <i>veris elatior</i> . 1 ft. The true Continental Oxlip; clear yellow flowers.....  | .40 |      | 3.50   | <b>SCABIOSA</b> (Pin-cushion Flower).<br>— <i>caucasica</i> . 2 ft. Slender, graceful stems hold aloft lovely flowers ranging from deep to mauve lavender from June until September.....  | .35 |      | 3.00   |
| *— <i>veris Hybrids</i> . 1 ft. Various shades of lilac, purple, violet, buff, orange, salmon and rich reds.   | .30 |      | 2.50   | — <i>japonica</i> . 2 ft. Lavender-blue flowers from July to September; biennial variety.....   | .25 |      | 2.00   |
| *— <i>veris polyantha Gold Laced</i> . 1 ft. Selected from mottled and bicolor types of Polyanthus Primrose; fine mixture of colors.....   | .40 |      | 3.50   | <b>SEDUM</b> (Stonecrop). A sun-loving family of plants.<br>*— <i>acre</i> (Goldmoss). 2 in. Miniature tufts of deep green covered with golden yellow flowers.....  | .25 |      | 2.00   |
| *— <i>veris polyantha Munstead Giants</i> . 1 ft. Magnificent strain with wonderful shades of yellow, from cream to rich orange, also pure white.....  | .30 |      | 2.50   | *— <i>album</i> . 2 in. Evergreen; creeping; white flowers in summer .....  | .25 |      | 2.00   |
| *— <i>veris Westminster Exquisite</i> . 1 ft. An unusual shade of intense fiery crimson flowers. A real novelty of our own discovery.....  | .75 |      | 7.00   | *— <i>alpinatum</i> . 3 in. Thick waxy foliage and red stems with pink flowers.....   | .25 |      | 2.00   |
| *— <i>veris Yellow</i> . 1 ft. Remarkable new strain showing a deep burnt orange color.....  | .50 |      | 4.50   | *— <i>anglicum</i> . 2 in. Small minute green foliage; pink flowers in June and July.....   | .25 |      | 2.00   |
| <b>PYRETHRUM</b> (Painted Daisy).<br>— <i>grandiflorum</i> . 2-2½ ft. Showy flowers of all shades of color except blue and yellow, produced freely all summer, particularly in May and June. The foliage is neat and finely cut..... | .25 |      | 2.00   | *— <i>dasyphyllum</i> . 3 in. Grayish blue foliage and tiny white flowers in summer.....  | .25 |      | 2.00   |
| — <i>James Kelway</i> . 2-2½ ft. Very fine strain with large single, daisy-like flowers.....   | .35 |      | 3.00   | *— <i>glaucum</i> . 1 in. Evergreen bluish green foliage and pinkish white flowers.....   | .25 |      | 2.00   |
| <b>RUDBECKIA</b> (Coneflower).<br>— <i>laciniata Goldenglow</i> . 6-7 ft. Very showy border plant producing masses of large, double golden flowers in late summer.....   | .25 |      | 2.00   | *— <i>hispanicum</i> (Spanish Stonecrop). 2 in. Delicate pink flowers and bright glaucous foliage.....  | .30 |      | 2.50   |
| — <i>newmanni</i> . 3 ft. Perennial form of the Black Eyed Susan. Deep orange-yellow flowers with a purplish black cone; blooms all summer.....  | .25 |      | 2.00   | *— <i>kamtschaticum</i> . 6 in. Orange-yellow flowers in July and August, with prostrate, green foliage turning golden in autumn.....   | .25 |      | 2.00   |
| — <i>purpurea</i> (Purple Coneflower). See <i>Echinacea purpurea</i> .   |     |      |        | *— <i>lineare</i> . 6 in. Light green foliage with tiny star-shaped yellow flowers in July.....   | .25 |      | 2.00   |
| <b>SALVIA</b> (Sage).<br>— <i>azurea grandiflora</i> (Great Azure Sage). 4 ft. Spikes of azure-blue flowers in September and October .....   | .25 |      | 2.00   | *— <i>lydium</i> . 1 in. Evergreen, with bronzy green foliage and pink flowers.....   | .25 |      | 2.00   |
| — <i>pratensis</i> (Meadow Sage). 2 ft. Lilac-blue flowers from June to September.....   | .25 |      | 2.00   | *— <i>reflexum</i> . 6 in. Upright bluish green foliage in summer turning bronze-green in winter; yellow-flowered .....   | .25 |      | 2.00   |
| * <b>SANTOLINA</b> <i>incana</i> (Lavender Cotton). 1 ft. Evergreen, delicate, silver-white foliage; very fragrant. Largely used for edgings to flower beds or walks .....   | .25 |      | 2.00   | *— <i>rupestris</i> . 2 in. Evergreen; trailing, with upright light yellow flowers in summer; showy foliage .....   | .25 |      | 2.00   |
|  |     |      |        | *— <i>sarmentosum</i> . 2 in. Fast growing, vigorous, trailing; one of the best to plant between stones or for edging; quickly forms a dense mat; bright green foliage and tiny yellow flowers.....   | .25 |      | 2.00   |
|  |     |      |        | *— <i>sexangulare</i> . 4 in. Compact; evergreen foliage of rich dark green with yellow flowers.....  | .25 |      | 2.00   |
|  |     |      |        | *— <i>sieboldi</i> . 6-9 in. Round, succulent, glaucous foliage; bright pink flowers from August to September. Often spoken of as the loveliest of all the Sedums .....   | .25 |      | 2.00   |
|  |     |      |        | — <i>spectabile</i> . 18 in. Broad, light green foliage and immense heads of handsome, showy, rose colored flowers; indispensable as a late fall-blooming plant.....  | .25 |      | 2.00   |
|  |     |      |        | — <i>spectabile Brilliant</i> . 18 in. Rich, amaranth-red, coloring .....   | .25 |      | 2.00   |
|  |     |      |        | — <i>spectabile variegata</i> . 18 in. Variegated foliage, pink flowers .....   | .25 |      | 2.00   |




Saponaria.

### 12 PERENNIALS FOR ROCK GARDEN (See descriptions in Perennial Section)

2 *Iberis sempervirens*.  
2 *Ajuga*.  
2 *Anemone hupehensis*.  
2 *Arenaria*.  
2 *Campanula glomerata*.  
2 *Heuchera sanguinea*.

**SPECIAL Net Cash Price With Order..... \$1.70**  
Delivered.



Hardy Phlox.

| SEMPERVIVUM — Continued   |   | Each | Per 10 |
|---|---|------|--------|
| *-globiferum.   | 6-10 in. Fat rosettes about 2 inches in diameter; pale yellow flowers.....  | .25  | 2.00   |
| *-juratense.  | 1 in. Very rare variety with small, dainty rosettes .....   | .25  | 2.00   |
| *-La Harpei.  | 2 in. Rare; fine rosettes and yellow flowers .....  | .25  | 2.00   |
| *-pomelli.  | 2 in. Rare; leaves tipped handsomely with brownish red.....   | .25  | 2.00   |
| *-ruthenicum.   | 1-2 in. Rare; rosettes dark, dull green .....   | .25  | 2.00   |
| *-tectorum.   | 1 ft. Broad rosettes, the leaves having reddish brown tips; flowers are pale red. This is the common House Leek of our grandmother's garden ..... | .25  | 2.00   |
| SIDALCEA Rosy Gem (Greek-mallow). 2-3 ft. Showy bright rose colored flowers during June and July. Likes the sun.....                |   | .25  | 2.00   |
| SILENE (Catchfly).  |   |      |        |
| *-alpestris (Alpine Catchfly).  | 6-8 in. Pretty, pure white flowers in May and June; does well in partially shaded places.....   | .25  | 2.00   |
| *-maritima (Sea Catchfly).  | 1 ft. Handsome bluish tinted foliage; covered with pinkish white blooms from June to August.....  | .35  | 3.00   |
| *-schafta.  | 4-6 in. Bright pink flowers from July until autumn .....  | .25  | 2.00   |
| SPIREA filipendula (Dropwort). 18-24 in. Attractive finely cut foliage with fluffy, creamy white flower heads in June and July..... |   | .25  | 2.00   |
| *STACHYS lanata (Woundwort).  | 4 in. Fine old-fashioned garden plant for edging or in the rock garden; dwarf; soft silvery foliage.....  | .25  | 2.00   |
| STATICE (Sea Lavender).   |   |      |        |
| *-incana.   | 10-12 in. Purplish blue flowers in July and August. Likes the sun.....  | .25  | 2.00   |
| *-latifolia.  | 15-18 in. The purple-blue flowers in July and August will last a long time when cut and dried .....   | .25  | 2.00   |

| SEDUM — Continued    |   | Each | Per 10 |
|----------------------|---|------|--------|
| *-spurium album.     | 4-6 in. A new variety with pretty white flowers; prostrate habit.....   | .25  | 2.00   |
| *-spurium coccineum. | 4-6 in. Pretty trailer of deep maroon-brown color with a mass of bright red flowers in late summer. Ideal ground-cover..                              | .25  | 2.00   |
| *-spurium hybridum.  | 4-6 in. Various shades of pink to white in July. Rapid grower.....  | .25  | 2.00   |
| *-spurium Pink.      | 4-6 in. A new variety with lovely pink flowers. Very charming.....  | .25  | 2.00   |
| *-stoloniferum.      | 4-6 in. Purplish pink flowers in July and August.....   | .25  | 2.00   |
| *-ternatum.          | 4 in. Most satisfactory Sedum for shady places, or for ground carpeting where it is difficult to make plants grow; white flowers in May and June..... | .25  | 2.00   |


SEMPERVIVUM (Houseleek).

Most attractive, hardy, succulent plants for the rock garden and rock wall. Their rosette-like thick leaves are fleshy and pointed. The small clumps slowly spread, filling pockets and crevices between the rocks. They like rich, sandy and perfectly drained soil in full sun. Numerous young rosettes are continually appearing. Affectionately called Cat and Kittens and Hen and Chickens.

|                 |  |     |      |
|-----------------|--|-----|------|
| *-alpha.        | 3 in. Neat rosettes and pink blooms..  | .25 | 2.00 |
| *-arachnoideum. | 6 in. Small, tight rosettes, caressed by soft, silk webs; bright crimson flowers .....   | .25 | 2.00 |
| *-arenarium.    | 2 in. Green rosettes which change to deep brownish red in autumn; pale yellow flowers .....  | .25 | 2.00 |
| *-brauni.       | 2 in. Dark green foliage and red flowers .....   | .25 | 2.00 |
| *-doellianum.   | 2 in. Small hairy rosettes of pale green leaves tinted red at the tips with cheerful, bright red flowers; very handsome when massed together ..... | .25 | 2.00 |
| *-faucconetti.  | 4-6 in. Tiny rosettes, red flowers.  | .25 | 2.00 |
| *-fimbriatum.   | 6-10 in. Tips of the leaves crowned with tufts of hair; flowers bright red.....  | .25 | 2.00 |



Poppy.



Tritoma.

|   | Each | Per 10 |
|---|------|--------|
| <b>STOKESIA</b> (Stoke's Aster).  |      |        |
| — <i>cyanea</i> . 18-24 in. Very handsome lavender-blue flowers in the summer. Likes the sun.....   | .25  | 2.00   |
| — <i>cyanea alba</i> . 18-24 in. Pure white variety....   | .25  | 2.00   |
| <b>THALICTRUM</b> (Meadowrue).  |      |        |
| — <i>aquilegifolium</i> . 2-3 ft. Spikes of rosy purple flowers from June to July.....  | .25  | 2.00   |
| — <i>minus adiantifolium</i> . 2 ft. Pretty foliage with miniature creamy white flowers in June.....  | .25  | 2.00   |
| <b>THERMOPSIS caroliniana</b> . 2-3 ft. Rich green foliage; yellow, pea-like flowers are produced in racemes. 6 to 12 inches long. Very attractive.   | .35  | 3.00   |
| <b>THYMUS</b> (Thyme).  |      |        |
| *— <i>citriodorus</i> (Lemon Thyme). 4 in. Foliage has strong lemon fragrance; evergreen; lilac-purple flowers in July.....   | .25  | 2.00   |
| *— <i>lanuginosus</i> (Wooly Thyme). 1 in. Small, roundish leaves and rosy lilac-pink flowers in summer .....   | .25  | 2.00   |
| *— <i>serpyllum</i> (Mother-of-thyme). 10 in. Fragrant foliage; may be walked on freely when established or cut with the lawnmower; small purple-lilac flowers most all summer. Spreads rapidly..                                     | .25  | 2.00   |
| *— <i>serpyllum coccineus</i> (Crimson Thyme). 10 in. Becomes completely covered with bright cherry red flowers .....   | .25  | 2.00   |
| *— <i>vulgaris roseus</i> . 1 ft. An old favorite with scented foliage and pink flowers in May and June; semi-trailer. A much used herb for seasoning foods .....   | .25  | 2.00   |
| <b>TRITOMA</b> (Torchlily; Flame Flower; Red Hot Poker).  |      |        |
| — <i>pfitzeri</i> . 3 ft. Tall spikes with heads of brilliant orange-scarlet blooms from July to September. Very showy and greatly admired. Should have slight protection in winter.....  | .25  | 2.00   |
| — <b>Selected Hardy Hybrids</b> . 3 ft. Various colors ranging from pale yellow to deep orange; perfectly hardy .....   | .25  | 2.00   |
| <b>TROLLIUS</b> (Globe-flower).   |      |        |
| *— <i>europaeus Hybrids</i> . 2 ft. Fine for moist, shady places. Deep green, finely cut foliage. The flowers, freely produced in May and June, are lovely shades of yellow and orange and globe-shaped. Very useful for cutting..... | .35  | 3.00   |

|   | Each | Per 10 |
|---|------|--------|
| <b>TROLLIUS — Continued</b>   |      |        |
| *— <i>ledebouri Golden Queen</i> . 2 ft. A new, superb variety, highly acclaimed in Europe and America. Extra large golden orange flowers on erect stems during May and June. A profuse bloomer and a handsome cut flower.....                            | .75  | 7.00   |
| *— <b>Mixed Hybrids</b> . 2 ft. A fine strain showing a splendid range of orange and yellow shades..  | .25  | 2.00   |
| *— <b>TUNICA saxifraga</b> (Tunicflower or Coat Flower). 6-8 in. Pretty masses of small pink flowers of a misty appearance, all summer; attractive compact foliage .....  | .25  | 2.00   |
| <b>VALERIANA</b> (Garden Heliotrope).   |      |        |
| *— <i>coccinea</i> . 18 in. Showy heads of old rose flowers in umbels on 12 inch stems just above the rich green foliage are produced from June until October. A splendid plant for bold effects in the wall or rock garden.....                          | .25  | 2.00   |
| *— <i>coccinea alba</i> . 18 in. White form of the above.   | .25  | 2.00   |
| — <i>officinalis</i> . 3-4 ft. Produces showy heads of rose-tinted white flowers during June and July, with delicious strong heliotrope odor.....   | .25  | 2.00   |
| <b>VERBASCUM</b> (Mullein).   |      |        |
| — <i>Miss Willmott</i> . 5 ft. Extra large, full spikes of white and yellow in summer; biennial.....  | .25  | 2.00   |
| *— <i>phoeniceum Hybrids</i> . 18 in. Delightful biennials with graceful spikes of colors ranging from white, pink, rose, purple and bronze to brown. Verbascums respond as perennials, requiring a warm position and light or medium, well drained soil. | .25  | 2.00   |
| <b>VERONICA</b> (Speedwell).  |      |        |
| Beautiful hardy perennials that vary in height from a few inches to three feet and bear blue, rosy pink or white flowers in terminal spikes or racemes. Showy plants for borders or rock gardens and all of easy culture.                                 |      |        |
| *— <i>elgans</i> . 15-18 in. Light pink flowers during June and July .....  | .25  | 2.00   |
| *— <i>erica rosea</i> . 10-12 in. Pretty rose pink flowers in June and July.....  | .25  | 2.00   |
| *— <i>gentianoides</i> . 12-15 in. Pale blue spikes in June and July.....   | .25  | 2.00   |
| *— <i>incana</i> . 12-15 in. Numerous blue flowers in July and August and silvery, woolly foliage; useful in rockery or for edging paths and flower beds.   | .25  | 2.00   |
| — <i>longifolia subsessilis</i> . 2 ft. One of the handsomest blue-flowering plants; July and August. Fine for cutting.....   | .25  | 2.00   |
| — <i>orchidea</i> . 2-3 ft. Hardy variety from the Balkans. Produces a profusion of clear blue flowers from June to August.....   | .25  | 2.00   |
| *— <i>prostrata</i> . 4 in. A trailing variety blooming in May with miniature spikes of light blue.....   | .25  | 2.00   |
| *— <i>repens</i> . 3 in. Pretty dwarf variety, forming neat little tufts of deep green. In April the tiny pale blue flowers hide the foliage.....   | .25  | 2.00   |
| *— <b>Royal Blue</b> . 10-12 in. A brilliant shade of dark blue; bushy, dwarf habit, June and July flowering  | .25  | 2.00   |
| *— <i>rupestris</i> . 4 in. From late April well into June this is a bright carpet of rich blue. A good ground-cover in the shrubbery border.....   | .25  | 2.00   |
| *— <i>rupestris flexuosa</i> . 1 in. Prostrate creeping plant, forming a solid carpet of green; pale blue flowers in April and May.....   | .25  | 2.00   |
| *— <i>rupestris nana</i> . 1 in. Deep gentian blue flowers in April and May; creeping.....  | .25  | 2.00   |

**12 PERENNIALS FOR CUT FLOWERS**

Lovely flowers from spring to autumn.  
(See descriptions in Perennial Section)

- 2 Achillea millefolium roseum.
- 2 Chrysanthemum, Hardy Garden Varieties.
- 2 Chrysanthemum, Shasta Daisy.
- 2 Stokesia.
- 2 Gaillardia.
- 2 Pyrethrum.

**SPECIAL Net Cash Price With Order..... \$1.70**  
Delivered.




**VERONICA — Continued**

|  | Each | Per 10 |
|--|------|--------|
| *- <i>rupestris nana rosea</i> . 1 in. Delightful mauve-pink flowers in April and May.....               | .25  | 2.00   |
| — <i>spicata</i> . 2 ft. Long spikes of violet-blue flowers all summer; showy.....                       | .25  | 2.00   |
| — <i>spicata rosea</i> . 2 ft. Much branched variety with pink flowers .....                             | .25  | 2.00   |
| *- <i>spuria (amethystina)</i> . 12 in. Blue flowers in long spikes during June and July.....            | .25  | 2.00   |
| *- <i>teucrium</i> . 12 in. Dwarf; spreading; dense growth; flowers blue in June and July.....           | .25  | 2.00   |
| *- <b>True Blue</b> . 12 in. Literally covers itself with blossoms of intense blue during June and July. | .25  | 2.00   |

**VIOLA (Violet; Hardy Pansy).**

|   |     |      |
|---|-----|------|
| *- <i>canadensis</i> (Canada Violet). 6-8 in. The dainty native Violet whose blue flowers are so welcome in early spring; prefers a shady spot.....   | .25 | 2.00 |
| *- <i>cornuta</i> (Tufted Pansy). 4-6 in. These charming plants differ from the ordinary Pansy by being more compact in habit and more continuous and free in flowering. From early spring to late autumn their dainty flowers create a profusion of color. The colors are varied, as in Pansies, but much more refined. They like deep, well-enriched soil, and considerable sun. Ideal for carpeting. The following varieties have been chosen for hardiness, coloring and floriferousness. It is well to cut back all straggling growth sometime during September. |     |      |
| <b>Admiration</b> . Deep violet-blue.....   | .25 | 2.00 |
| <b>Apricot</b> . A new, highly acclaimed variety with flowers golden yellow, richly shaded apricot at the center.....   | .35 | 3.00 |
| <b>Blue Perfection</b> . Light blue, slightly veined gold .....   | .25 | 2.00 |
| <b>Cyclops</b> . Rich royal purple surrounding a patch of creamy white.....   | .25 | 2.00 |
| <b>Floraire</b> . Small blossoms of pale blue. Famous in and around Geneva, Switzerland.....  | .30 | 2.50 |
| <b>G. Wermig</b> . Rich violet-blue flowers in long stems; a veritable sheet of bloom; splendid for cutting .....   | .25 | 2.00 |
| <b>Gracilis</b> . Rich purple, small, starry flowers. ....  | .25 | 2.00 |
| <b>Gracilis Lord Nelson</b> . Large flowers of glowing purple. Improved strain.....   | .35 | 3.00 |
| <b>Jersey Gem</b> . Pure, rich violet.....  | .25 | 2.00 |
| <b>Jersey Gem White</b> . Pure white blooms.....  | .25 | 2.00 |
| <b>Jersey Jewell</b> . Large deep purple flowers....  | .25 | 2.00 |
| <b>King Cup Yellow</b> . Handsome, clear yellow....   | .25 | 2.00 |
| <b>Lady Haslemere</b> . Lilac-pink flowers.....   | .25 | 2.00 |




Yucca.

**VIOLA — Continued**

|  | Each | Per 10 |
|--|------|--------|
| <b>Lord Beaconsfield</b> . Dark lavender upper petals, creamy white lower petals, and blue lines in the center. Very unique.....   | .25  | 2.00   |
| <b>Lutea Splendens</b> . Bright golden yellow.....   | .25  | 2.00   |
| <b>Mauve Queen</b> . Pale reddish-mauve.....   | .25  | 2.00   |
| <b>Rosea</b> . Pinkish rose flowers.....   | .25  | 2.00   |
| <b>Woodgate</b> . Rich violet-blue flowers.....  | .25  | 2.00   |
| *- <b>odorata Prince of Wales</b> (Sweet Violet). 6 in. Gloriously sweet scented rich, deep purple flowers; heavy deep green foliage. Ideal for cutting; used by florists. Does excellently in the shade ..... | .25  | 2.00   |

**YUCCA (Adam's Needle).**

|   |     |      |
|---|-----|------|
| — <i>filamentosa</i> . 6 ft. Broad, swordlike, evergreen foliage and immense branching spikes of drooping, creamy white flowers. A bold and handsome object on the lawn or in the large rock garden. Also called Spanish Bayonet..... | .25 | 2.00 |
| — <i>glauca</i> . 2-3 ft. A very good variety with large, white flower-spikes .....   | .25 | 2.00 |



Veronica.

**12 PERENNIALS FOR BORDER**  
Brilliant color from spring to autumn.  
(See descriptions in Perennial Section)

- 2 *Campanula persicifolia*.
- 2 *Delphinium bellamosum*.
- 2 *Gypsophila paniculata*.
- 2 *Liatris pycnostachya*.
- 2 *Rudbeckia*, Black Eyed Susan.
- 2 *Tritoma*, Red Hot Poker.

**SPECIAL Net Cash Price With Order..... \$1.70**  
Delivered.

## FRUIT TREES

For nearly a half-century we have supplied fruit growers with fine fruit trees and plants. Hundreds of commercial orchards and small fruit plantings in Maryland and the surrounding states are live and profit-making testimonials that our fruit trees and plants are most reliable and satisfactory. Thousands of our trees have found their way into many western and Middle Atlantic states.

Many people with limited garden space find it interesting and worthwhile to plant a few Fruit Trees for shade purposes as well as for fruit. All Fruit Trees are highly ornamental when in bloom.

After many years of careful study and discrimination, we have chosen the following varieties for hardiness, quality, deliciousness of fruit and prolific bearing. Send us your list of varieties, sizes and quantities wanted for our special letter quotations.



Delicious Apple.

### Apples

The Apple is the first in importance of all fruits. It will thrive on nearly any well-drained soil. Its period of ripening, unlike other fruits, extends nearly through the whole year. By making careful selection, a constant succession can be obtained.

Plant apple trees about 30 x 30 feet. Use peach as filler or compact growing apples such as Wealthy, Yellow Transparent. If planted 30 x 30 feet, with rows running north and south, the trees will protect each other in the row and the strip of land between the rows makes room for planting potatoes, beans, strawberries or something of that sort, and the cultivation which the crop receives is very beneficial to the orchard. Currants, gooseberries, raspberries, or rhubarb can be planted between the trees in the row and are benefited by the partial shade. When planting apple trees, cut off about two-thirds of the previous year's growth to balance the loss of roots.

#### Prices of Apples

|  | Each | Per 10 | Per 100 |
|--|------|--------|---------|
| 2 year trees, well branched.               |      |        |         |
| 4 to 5 ft., 7/16 in. to 9/16 in. cal.....  | .50  | 4.50   | 35.00   |
| 4 to 6 ft., 9/16 in. to 11/16 in. cal..... | .60  | 5.00   | 40.00   |
| 5 to 7 ft., 11/16 in. cal. and up.....     | .70  | 6.00   | 50.00   |

#### SUMMER VARIETIES

**Yellow Transparent.** Earliest and best of the early kinds. Medium size, roundish, slightly conical; pale yellow when fully mature; tender, juicy, sprightly sub-acid; good. August.

#### AUTUMN VARIETIES

**Duchess of Oldenburg.** Medium rather large, roundish, a little flattened at the ends; light red in broad stripes and splashes on yellow ground; flesh yellow, sub-acid; tender, juicy; very hardy, regular bearer; bears young; early autumn.

#### APPLES, Autumn Varieties — Continued

**Maiden Blush.** Large, flat; pale yellow, with a red cheek; beautiful, tender and pleasant, but not highly flavored. An erect grower and a good bearer. Valuable for market. September and October.

**Rambo.** Size medium, oblate form, smooth, streaked and marbled with dull yellowish ground; dots large, whitish, flesh tender, rich, mild sub-acid, fine flavored. Last of August.

**Smokehouse.** Large, yellow, shaded with bright red; flesh firm, crisp, juicy and fine flavored. Highly esteemed.

**Wealthy.** Large, red, sub-acid, productive. Excellent for filler; good keeper; adaptable to cold climates and early bearing.

#### WINTER VARIETIES

**Delicious.** Large, dark red, flesh fine grained, crisp and melting, juicy with a delightful aroma; vigorous, good keeper, excellent shipper.

**Grimes Golden.** Medium sized, rich golden-yellow color; flesh fine-grained, tender, juicy, with a delicious sweet-spicy flavor; tree a good grower and early bearer; very desirable.

**Jonathan.** Medium size, of a deep red color; flesh very tender, juicy and rich, a very productive apple, one of the best varieties for the table, cooking or market. Can be kept until late winter in cool storage place.

**Mammoth Black Twig.** One of the most profitable and valuable on the market; resembles the Staymans Winesap, except that it is from one-third to one-half larger; color dark red; flesh firm; flavor mild. A long keeper.

**Spitzenberg.** Very fine for winter use; will keep until February; bright red color, good flavor.

**Stark.** Esteemed as a long keeper and valuable market fruit; large, roundish, skin greenish yellow, shaded with light and dark red and sparkled with brown spots; flesh yellowish, juicy, mildly sub-acid.

**Stayman's Winesap.** Tree vigorous, hardy. Fruit medium size to large, round; skin smooth, bright red; juicy; a fine keeper; delicious.

**Tolman Sweet.** Medium size, yellow and red; richly flavored.

**Winter Banana.** Vigorous grower; early bearer. Fruit medium to large, smooth, golden-yellow shaded with red blush; fine grained flesh, rich sub-acid, aromatic; excellent dessert apple.

**Winter Paradise.** Large fruit; color dull green; flesh white, fine grained, juicy, sweet. Very satisfactory.

**York Imperial.** Fruit large, lop-sided, smooth surfaced; color bright red to yellow; flesh yellowish, tender and juicy; flavor mild, sub-acid; quality very good.

#### CRAB APPLE

**Hyslop.** Deep crimson; large, hardy; tree vigorous.

#### APPLE TREE COLLECTION FOR HOME USE

7 First-class trees, 5 to 7 ft.

2 York Imperial.  
2 Mammoth Black Twig.  
1 Maiden Blush.  
2 Stayman's Winesap.

**SPECIAL Net Cash Price With Order..... \$3.50**

F. O. B. Our Nursery or Express Collect.

## Apricot

Ripens between Cherries and Peaches; best to plant on a northern or western exposure to prevent early blooming. Set trees 16 to 18 feet apart.

|  | Each | Per 10 |
|--|------|--------|
| 3 to 4 ft., 5/16 in. to 7/16 in. cal.....  | .50  | 4.50   |
| 4 to 6 ft., 7/16 in. to 9/16 in. cal.....  | .60  | 5.50   |
| 5 to 6 ft., 9/16 in. to 11/16 in. cal..... | .80  | 7.50   |
| 5 to 7 ft., 11/16 in. cal. and up.....     | .90  | 8.50   |

**Early Golden.** Small, roundish oval; color pale orange with smooth skin; flesh yellow, juicy, sweet; hardy and productive; freestone.

## Cherries

The compact shapeliness of Cherry trees, their glossy foliage, and spring glory of clustered blossoms, give them ornamental value even on the lawn. The trees are naturally hardy, succeeding best on sandy or gravelly loam, well drained. Avoid low or wet ground. Sweet varieties grow more rapidly and make large pyramidal trees. Set trees 18 to 20 feet apart. The Sour varieties are dwarf and bushy, bear earlier, and may be set 15 to 18 feet apart.

### SOUR VARIETIES

|  | Each | Per 10 |
|--|------|--------|
| 3 to 4 ft., 7/16 in. cal.....              | .50  | 4.50   |
| 4 to 5 ft., 9/16 in. to 11/16 in. cal..... | .60  | 5.50   |
| 4½ to 6 ft., 11/16 in. cal. and up.....    | .70  | 6.50   |

**Early Richmond.** Medium, dark red, melting, juicy, sprightly, rich acid; a dependable cropper. June.

**English Morello.** Fruit large, elongated; almost blackish red when fully ripe; very rich, acid; juicy and good. Splendid for pies.

**Large Montmorency.** A large, red, acid cherry; late June, about ten days later than Early Richmond.

**May Duke.** Large, light red. July.

### SWEET VARIETIES

|  | Each | Per 10 |
|--|------|--------|
| 3 to 4 ft., 7/16 in. to 9/16 in. cal.....  | .75  | 6.50   |
| 4 to 5 ft., 9/16 in. to 11/16 in. cal..... | 1.00 | 9.00   |
| 4½ to 6 ft., 11/16 in. cal. and up.....    | 1.25 | 10.00  |

**Bing.** Very large, dark brown, almost black; flesh firm, sweet, rich, delicious. One of the most profitable. July.

**Black Tartarian.** Very large, black juicy, rich. Late June.

**Governor Wood.** Clear, light red, tender and delicious; large. Hangs well on tree. End of June.

**Lambert.** One of largest of all Cherries; purple-red, rich. Prolific.

**Napoleon Biggareau.** Large, pale yellow with at least one red cheek; firm, juicy, sweet and productive. July.

**Schmidt's Biggareau.** Immense size, deep black, flesh dark, tender, very juicy, fine flavor; productive. July.

**Windscr.** Large, firm, dark red fruit; juicy; July. Vigorous.

**Yellow Spanish.** Vigorous growth, large; pale yellow with red cheeks; firm, juicy and delicious; very good. Last of June.

## Peaches

To secure healthy, vigorous and fruitful trees and fine fruit, the following points must be well attended to in peach culture: First, keep the ground clean and mellow around the trees, and give it an occasional dressing of wood ashes. Second, keep the heads low—the trunks ought not to exceed three feet in height. Third, attend regularly every spring to pruning and shortening the shoots of the previous year's growth. This keeps the head round, full, and well furnished with bearing wood. Cut weak shoots back about one-half, and strong ones one-third; but see that you have a sufficient supply of fruit buds. Sickly and superfluous shoots should be cut clean out. **It should always be borne in mind that the fruit is produced on wood of the last season's growth, and hence the necessity of keeping up a good supply of vigorous annual shoots all over the tree.**

In planting peaches, it is of the highest importance to cut back the trees severely. The stem should be reduced about one-third and the side branches cut back to one bud. This lessens the demand upon the roots, and enables remaining buds to push more vigorously. Most failures in newly planted orchards may be ascribed to a non-observance of these directions.

|   | Each | Per 10 | Per 100 |
|---|------|--------|---------|
| 2 to 3 ft., about 5/16 in. cal.....       | .30  | 2.50   | 18.00   |
| 2 to 3 ft., 5/16 to 7/16 in. cal.....     | .40  | 3.50   | 25.00   |
| 3 to 4 ft., 7/16 in. to 9/16 in. cal..... | .50  | 4.50   | 35.00   |
| 4 to 6 ft., 9/16 in. cal. and up.....     | .60  | 5.50   | 45.00   |

**Belle of Georgia.** Skin white with red cheek; flesh white, firm and of excellent flavor; very prolific. Early August. Freestone.


**Brackett.** Orange-yellow skin tinged with carmine; deep yellow flesh; highly flavored. Last of August. Perfect freestone.

**Carman.** Large, creamy white with deep blush; skin tough, flesh tender; fine flavor and quite juicy; semi-cling. Hardy. Early August.

**Champion.** Extremely large, handsome; creamy white with red cheek; sweet, rich and juicy. One of the best sorts. Freestone. Late August.

**Crawford's Early.** Large, roundish, bright yellow with red cheek; flesh yellow, juicy and sweet. Freestone. Early September.

**Crawford's Late.** Large, roundish-oval, yellow with broad red cheeks; flesh yellow with red at pit, melting. Freestone. Middle September.



Black Tartarian Cherries.

### PEACH TREE COLLECTION FOR HOME USE

6 First-class trees, 4 to 6 ft.

2 Belle of Georgia.

2 J. H. Hale.

1 Golden Jubilee.

1 Early Elberta.

**SPECIAL Net Cash Price With Order.....\$2.10**

F. O. B. Our Nursery or Express Collect.

## PEACHES — Continued

**Cumberland.** Vigorous grower, hardy; large fruit attractively colored with red; oval in shape; flesh is white, firm, delicious; ripens five days before Carman; almost freestone.

**Elberta.** Large, yellow with red cheek; flesh yellow, firm, juicy, of high quality. Exceedingly prolific, sure bearer and hardy. The standard market variety. Freestone. August 25 to September 1.

**Early Elberta.** Ripens about a week earlier than Elberta.

**Fitzgerald.** Bright yellow and splashed with red; flesh deep yellow and of the best quality. Freestone. Early September.

**Globe.** Rapid, vigorous grower, enormous bearer; fruit very large, flesh firm, juicy, yellow, shaded with reddish crimson toward the pit; quality good, very rich and luscious. September and October. Freestone.

**Golden Jubilee.** One of the best quality peaches grown; early, medium to large size, firm; juicy, sweet, delicious. Excellent shipper. Freestone. About August 25.

**Greensboro.** Large, beautifully colored; good quality, juicy. Freestone. Early July.

**Heath Cling.** Very large and creamy white, with delicate red blush; flesh white, sprightly red at the pit; tender, juicy and sweet. Late September. Cling.

**Hiley Early Belle.** Large, white and highly colored on sun-exposed side; flesh is juicy, tender and white. One of the best shippers. Freestone. Early July.

**J. H. Hale.** A choice variety, larger than Elberta, and five days earlier; color a beautiful golden yellow, with deep carmine blush; flesh is golden yellow, firm and most delicious. Should be planted with other varieties for best results. Freestone. Late August.

**Lemon Free.** Lemon-shaped and color; large size, immensely productive, superior canning quality. Freestone. September.

**Marigold.** Early, yellow-fleshed; medium size, high quality. Ripens about a week before Carman. Semi-cling.

**Niagara.** Sound, perfect fruit; yellow, equal to Elberta and Crawford. August to September. Freestone.

**Oriole.** Yellow-fleshed of exceptional quality, medium to large size, ripening five to seven days before Carman. Freestone.

**Radiance.** Large, oval, white-fleshed; good color and quality; adapted to home or commercial orchards. Early August. Freestone.


**Roberta.** Similar to and about 10 days later than Elberta; excellent to lengthen the Elberta season. Freestone. September 10.

**Rosebud.** White-fleshed, ripening a few days after Greensboro; bright color, oval shape; flesh juicy, tender. Almost freestone.

**Salway.** Large, roundish; skin yellow, with a fine red cheek; flesh yellow, firm, juicy and sugary; late September. Freestone.

**Shippers Late Red.** Yellow, reddish skin; flesh yellow; good quality; good shipper; follows Elberta. Freestone.

**Stump.** Medium large, roundish oval; flesh white, very good. Freestone. September 10.

Bartlett  
Pear.

## ASSORTED FRUIT TREE COLLECTION


Peaches, Apples, Cherries, Plums

6 First-class trees, 4 to 6 ft.

Fine garden assortment.

- 1 Stayman's Winesap Apple
- 1 Maiden Blush Apple
- 1 Large Montmorency Cherry
- 1 Burbank Plum
- 1 J. H. Hale Peach
- 1 Marigold Peach

**SPECIAL Net Cash Price With Order..... \$2.50**  
F. O. B. Our Nursery or Express Collect.



Abundance Plums.



## Pears

Will grow on almost any good soil but thrive best in a rather heavy clay or loam. Plant 18 to 20 feet apart for permanent orchards.

### 2 year old Standard Budded Trees

|   | Each | Per 10 |
|---|------|--------|
| 4 to 5 ft., 7/16 in. to 9/16 in. cal.....   | .60  | 5.50   |
| 4½ to 6 ft., 9/16 in. to 11/16 in. cal..... | .70  | 6.50   |
| 5 to 6 ft., 11/16 in. cal. and up.....      | 1.00 | 9.00   |

### VARIETIES

**Bartlett.** Large size, with a beautiful blush next the tongue; buttery, very juicy and highly flavored, bears early and abundantly; vigorous. August and September.

**Anjou** (Buerre d'Anjou). A large, fine pear, buttery and melting, with sprightly flavor; tree a fine grower and very productive; one of the best. October to January.

**Buerre Bosc.** A large, russety pear with long neck; melting, highly flavored and delicious; bears well. September and October.

**Clapp's Favorite.** Very large, yellowish green to full yellow when ripe; marbled with dull red in the sun; covered with small specks; flesh melting and rich. Tree vigorous and good grower. August and September.

**Duchesse d'Angouleme.** Very large, greenish yellow, sometimes russeted; makes a beautiful tree and heavy bearer, buttery, melting and sweet. October and November.

**Flemish Beauty.** Fruit large, skin a little rough, pale yellow, mostly covered with patches of russet, becoming reddish brown at maturity on the sunny side; flesh yellowish-white, juicy and rich. September.

**Kieffer.** Fruit of fine size and good quality; juicy and melting; tree vigorous. October and November.

**Seckel.** Small, rich, yellowish-brown; one of the best and highest flavored pears grown; very productive. September and October.

**Sheldon.** Large, yellow or greenish-russet with fine red cheek; flesh a little coarse, melting and crisp, highly perfumed; tree vigorous and productive. October.

## Plums

|  | Each | Per 10 |
|--|------|--------|
| 3 to 4 ft., 7/16 in. to 9/16 in. cal.....  | .50  | 4.50   |
| 4 to 5 ft., 9/16 in. to 11/16 in. cal..... | .60  | 5.50   |
| 5 to 6 ft., 11/16 in. cal. and up.....     | .75  | 7.00   |

### VARIETIES

**Abundance.** One of the best of the Japan plums; grows rapidly, is healthy and comes into bearing quite young; yields abundantly; medium size, rich, bright cherry red, highly flavored; flesh light yellow, juicy and tender. Distinct and highly perfumed blooms. August.

**Bradshaw.** A European Plum with large dark, violet-red fruit; flesh yellowish green, juicy and pleasant. Tree vigorous. Middle of August.

**Burbank.** Tree round, sprawling, productive, bears young. Fruit round, excellent; cherry-red with lilac bloom. Mid-June.

**Fellenberg.** This is the Italian Prune; good size, purple, juicy, delicious, fine for drying. September.

**French Prune.** A reliable member of the Damson family; flesh firm, delicious, juicy. Early September.

**German Prune.** Large, dark blue, rich and agreeable flavor; esteemed for drying and preserving; fruit large, long-oval, purple, with a thick blue bloom; flesh firm, sweet and pleasant, separating from the stone. September.

**Moore's Arctic.** Grows in large clusters, large dark purple; flesh very fine; splendid for preserving and dessert; tree vigorous and prolific; fruit is long keeper.

**Shropshire Damson.** Medium, dark purple, very productive; highly esteemed for preserving. October.

**Wickson.** Large, heart-shaped, deep maroon red; flesh very firm, yellow, sub-acid; rich and good; a good shipping plum. September.

**Yellow Egg.** Fruit large, egg-shaped; very desirable and productive. August.

## Quince

The Quince crop is usually reliable, and in good market demand. The fruits are quite fragrant, and the trees and bloom highly ornamental. Set trees 10 to 12 feet apart.

|  | Each | Per 10 |
|--|------|--------|
| 3 to 4 ft., 7/16 in. to 9/16 in. cal.....  | .90  | 8.50   |
| 4 to 6 ft., 9/16 in. to 11/16 in. cal..... | 1.00 | 9.50   |

**Bourgeat.** Very large, smooth, golden yellow, tender and is a good keeper; very productive and healthy. October.

**Champion.** Fruit large and handsome; flesh delicately flavored; bears abundantly; cooks as tender as an apple; color greenish-yellow. October.

**Orange.** Large, bright yellow, of excellent flavor; firm. October.

## Mulberries

**Downing's Everbearing.** A beautiful tree for the lawn; bears an abundant supply of sweet, refreshing fruit for several weeks; berries are about one and one-half inches long; color blue-black.

|                | Each | Per 10 |
|----------------|------|--------|
| 4 to 5 ft..... | 1.50 | 12.50  |

**Russian.** Very hardy vigorous grower; valuable for feeding silk-worms and birds. Fruit small, varies in color from white to black.

|                | Each | Per 10 |
|----------------|------|--------|
| 4 to 5 ft..... | .55  | 5.70   |
| 5 to 6 ft..... | .70  | 5.50   |
| 6 to 8 ft..... | .90  | 7.50   |

## NUT TREES

**BUTTERNUT.** See Juglans on page 20.

**FILBERT.** See Corylus on page 19.

**WALNUT.** See Juglans on page 20.

## Pecans

|                | Each |
|----------------|------|
| 3 to 4 ft..... | 1.50 |
| 4 to 5 ft..... | 2.25 |

**Schley.** Medium to large; oblong, slightly flattened shell, thin; kernel full, plump; nutty and rich in flavor. Good grower and one of the best.

**Stuart.** Large, oblong; shell of medium thickness, good cracking quality; kernel full, plump, best quality, rich and sweet; good grower and heavy bearer.

## SMALL FRUITS

**Culture.** Bramble fruit like blackberries, raspberries, etc., should have all old wood (older than the previous season's growth) cut out close to the ground each spring and the past season's growth should be trimmed back to 3 or 4 feet in height. All of the old canes should be removed and should be burned.

Mulching of currants and gooseberries will give good results. A strawberry bed should have a light coating two inches deep of coarse hay, or straw that is free from weed seed, after the ground has just frozen; and in the spring raked between the rows and allowed to remain there until the fruit has been harvested. Then it should be removed and cultivation be resumed.

## Currants

Hardy, easily cultivated; popular for table use, jellies, etc. Set 4 feet apart in rich ground; cultivate well and prune out old wood. Dust with hellebore for worms.


|                  | Each | Per 10 | Per 100 |
|------------------|------|--------|---------|
| 2 yr. No. 1..... | .35  | 3.00   | 25.00   |

**Cherry.** Particularly large bright red fruit with thin skins; vigorous and productive; excellent quality.

**Fay's Prolific.** Popular red variety; large, uniform fruit, easily picked. Very productive.

**Perfection.** Bright red and exceedingly large; one of the most productive. Rich, mild, sub-acid flavor.

**Red Cross.** Strong growing; long clusters of large sized fruit, red; sweet flavored.



Grapes.

### Gooseberries

Set 3 or 4 feet apart, in good rich soil, and give a liberal dressing of rotted manure every season. Regular pruning every year is essential for best results. To prevent mildew spray bushes soon as leaves appear and several times during the summer with potassium sulphide (liver of sulphur)—one ounce to four gallons of water.

|                  | Each | Per 10 | Per 100 |
|------------------|------|--------|---------|
| 2 yr. No. 1..... | .35  | 3.00   | 25.00   |

**Downing.** Large, handsome, pale green and of splendid quality for both cooking and table use; bush vigorous and usually free from mildew.

**Smith's Improved.** Large, light green fruit, sweet and of good quality; vigorous and productive.

### Grape Vines

Even under unfavorable conditions the grape vine will bear fruit, but good culture, pruning and spraying should be applied if the best quality of fruit is desired. Along almost any garden fence or walk there is room for vines enough to furnish luscious grapes from July to November. In such situations they may be planted about 8 feet apart. In vineyard rows, set the vines 6 to 10 feet apart, with 8 feet between rows.

Prices of Agawam, Catawba, Delaware, Moore's Early, Moore's Diamond, Niagara:

|                  | Each | Per 10 | Per 100 |
|------------------|------|--------|---------|
| 1 yr. No. 1..... | .30  | 2.50   | 20.00   |
| 2 yr. No. 1..... | .40  | 3.50   | 25.00   |

Prices of Concord:

|                  |     |      |       |
|------------------|-----|------|-------|
| 1 yr. No. 1..... | .25 | 2.00 | 15.00 |
| 2 yr. No. 1..... | .30 | 2.50 | 20.00 |

Prices of Caco and Campbell Early:

|                  |     |      |       |
|------------------|-----|------|-------|
| 1 yr. No. 1..... | .40 | 3.50 | 25.00 |
| 2 yr. No. 1..... | .50 | 4.50 | 40.00 |

### BLACK GRAPES

**Campbell Early.** Sweet and juicy, seeds few and small, very early; clusters large; especially fine for marketing.

**Concord.** The standard, reliable black grape everywhere; vigorous and prolific.

**Moore's Early.** Bunch large, berry large; sweet, juicy; vigorous; ripens about ten days earlier than Concord.

**Worden.** Grapes larger and perhaps even sweeter than Concord and about a week earlier.

### RED OR AMBER GRAPES

**Agawam.** Very large, with thick skin; sweet and sprightly. Hardy, vigorous, ripens early.

**Caco.** A remarkable, outstanding new grape. The fruit is very large in handsome and complete bunches; a rich wine-red over amber. Exceptionally early bearing. Its flavor is luscious, sweet, melting, distinctive. Strong, vigorous grower.

### RED OR AMBER GRAPES—Continued

**Catawba.** A good, long-lived market variety; much used for wine and champagne; large berries, copper-red and purplish; excellent keeper; juicy, sweet, aromatic and rich. Late.

**Delaware.** Bunches and berries are small but compactly set, light red, with violet bloom; sugary and delicious; early.

### WHITE GRAPES

**Moore's Diamond.** Leading early white grape; yellow tinged; bunches large, seeds few; juicy and free from pulp. Vine vigorous, prolific; early September.

**Niagara.** Bunch and berries large, yellowish white; skin is thin but tough; fruit is juicy, sprightly, delicious; vigorous and productive.

### Blackberries

Plant rows 6 feet apart, 3 to 5 feet in the row. Pinch canes back when they have reached 4 feet in height.

|                                      | Each | Per 10 | Per 100 |
|--------------------------------------|------|--------|---------|
| Strong No. 1 Rooted Cutting Plants.. | .10  | .65    | 5.00    |

**Blower.** Large size, jet black, best quality, unexcelled productiveness.

**Eldorado.** Large black berries, borne in clusters; ripen well together; jet black; melting, sweet and rich; hardy and very productive.

**Snyder.** Fruit of medium size with no hard, sour core; luscious flavor; a safe and profitable berry to plant; early; enormously productive.

### Raspberries


Will do well on any soil that will produce a good corn crop. Land should be thoroughly prepared and well enriched; ground bone is one of the best fertilizers. Keep well cultivated and free from weeds and suckers. As soon as they have done bearing cut out the old wood to give more vigor to the young canes. Rows 5 feet apart; set Cumberland 4 to 5 feet apart; set Latham and St. Regis Everbearing 3 feet apart.

|                                    | Each | Per 10 | Per 100 |
|------------------------------------|------|--------|---------|
| Cumberland .....                   | .10  | .65    | 4.00    |
| Latham and St. Regis Everbearing.. | .12  | .75    | 5.00    |


**Cumberland.** Black; healthy, vigorous, throwing up stout, stocky, well-branched canes that produce immense crops. Fruit very profitable; large, firm; midseason.

**Latham.** The new mosaic-free hardy red raspberry; perfectly hardy; its production is superlative; the berries are large and round, brilliant red, with profitable shipping firmness; an eye-catcher on market stands, a delightful table feature, and a perfect canned exhibit.

**St. Regis Everbearing (Red Raniere).** Fruit commences to ripen with the earliest and continues on young canes until October, many quarts often being picked after the first snow falls. Berries bright crimson, large size, rich, sugary with full raspberry flavor; flesh firm and meaty.



Eldorado Blackberries.



Big Joe Strawberries.

## Dewberry

|                  |      |        |         |
|------------------|------|--------|---------|
|                  | Each | Per 10 | Per 100 |
| 2 yr. No. 1..... | .15  | 1.00   | 5.00    |

**Lucretia Dewberry.** A dwarf or trailing Blackberry; perfectly hardy, healthy and remarkably productive, with large, showy flowers. The fruit, which ripens early, is often one and one-half inches long by one inch in diameter; soft, sweet and luscious throughout.

## Strawberries

Strawberries succeed in any soil adapted to farm or garden crops. Soil should be prepared to a good depth, well drained and enriched with vegetable manure (muck, rotten turf, wood soil, ashes, etc.). For field culture set rows 3 to 3½ feet apart, 15 to 18 inches in each row; for garden, 15 inches apart each way, pathway every third row. For large fruit, keep in hills, pinching runners off as they appear. Ground should be kept clean and well cultivated. In winter cover with leaves, straw or litter. Do not cover until ground is frozen, nor so as to smother plants. Remove cover before growth starts in spring. Mulching will keep fruit clean and soil in good condition.

Dip in water as soon as received, and bury roots in moist, shady ground until ready to set out; do not neglect. Spring delivery only.

### Prices of Strawberry Plants

|   |        |         |         |          |
|---|--------|---------|---------|----------|
|   | Per 25 | Per 100 | Per 500 | Per 1000 |
| Aroma, Big Joe, Bubach, Chesapeake, Haveland, Klondyke, Premier, Senator Dunlap.... | .75    | 1.50    | 5.00    | 9.00     |
| Mae, Mastodon, Progressive...   | 1.00   | 2.50    | 9.00    | 15.00    |

To planters of large quantities we suggest sending us your list of wants and we shall be glad to give you special letter quotations.

All of the following varieties are "perfect" and will bear even though planted without other varieties, except Haveland and Mae, which must have one or more varieties planted with them.

**Aroma.** Late; one of the best varieties; plants are large, vigorous and healthy; fruit is large, roundish of a bright glossy red; excellent quality and exceptionally productive; dependable for large crops of first-class fruit.

**Big Joe.** Late. Ripens with Chesapeake about three days before Gandy. Fruit is firm, large; good flavor, no green tips; wonderfully productive; strong grower, real money maker; very adaptable to soils.

**Bubach.** An old-time favorite; produces an abundance of big red berries of medium firmness in midseason; strong grower.

### STRAWBERRIES — Continued

**Chesapeake.** Late; earlier than Gandy; extra large, evenly shaped and uniform in size; plants are healthy, dark green in color, rich and vigorous, no rust, no disease; used extensively by commercial planters as well as for table use.

**Haveland.** Exceedingly productive; fruit large and luscious; withstands drought exceptionally well; produces an immense amount of fruit; popular and well tested.

**Klondyke.** Berries uniform in shape and size, dark red, mild and delicious, very handsome; early; one of the best paying varieties; well adapted to southern planting.

**Premier.** Everbearing, early to late; noted for its long fruiting season; adapted to all sections of the country; disease resistant; fruit large to very large, deliciously flavored; foliage smooth, bright and clean; quality unsurpassed; vigorous.

**Senator Dunlap.** Early midseason; reliable market berry; very productive, succeeding in all parts of the country. Fruit is medium to large, firm and attractive. Always sells for top prices.

**Mae.** A new vigorous prolific variety. Fruit very large, about one-third larger than Premier, luscious, excellent flavor. The extremely large foliage protects the blossoms from late frosts, thus insuring annual crops, which ripen with Premier; few seeds; fine shipper. We have tested this berry with many other very prolific commercial varieties and find it unexcelled; produces three to four times the quantity of perfect berries as Premier. Plant with one or more other varieties.

**Mastodon.** The most extensively planted variety of Everbearing Strawberry plants. Fruit is very large, waxy in appearance; among first ranks as a cropper; the luscious, juicy fruit is produced throughout the entire summer and autumn months.

**Progressive.** A wonderful Everbearing Strawberry that produces a heavy crop good-sized berries from spring to autumn; very prolific, vigorous.

## Asparagus

**Washington Rust-proof Varieties.** Planted in great quantities for commercial use.

|                                   |        |         |          |
|-----------------------------------|--------|---------|----------|
|                                   | Per 10 | Per 100 | Per 1000 |
| 2 yr. and 3 yr. No. 1 Plants..... | .50    | 2.25    | 12.00    |

## Horseradish

|                        |        |         |
|------------------------|--------|---------|
|                        | Per 10 | Per 100 |
| 2 yr. No. 1 Roots..... | .75    | 5.00    |

## Rhubarb

**Myatts Linneaus.** A garden favorite.

|                   |        |         |
|-------------------|--------|---------|
|                   | Per 10 | Per 100 |
| No. 1 Plants..... | 1.00   | 6.00    |

### FINE GARDEN COLLECTION FOR HOME USE

Enjoy a wide variety of Small Fruits right in your own back yard.

- 12 Raspberries, Cumberland, black.
- 12 Raspberries, St. Regis, red.
- 12 Eldorado Blackberries.
- 1 Concord Grape, black.
- 1 Moore's Diamond Grape, white.
- 25 Strawberry, Senator Dunlap.
- 25 Strawberry, Aroma.
- 25 Washington Asparagus.
- 10 Rhubarb.

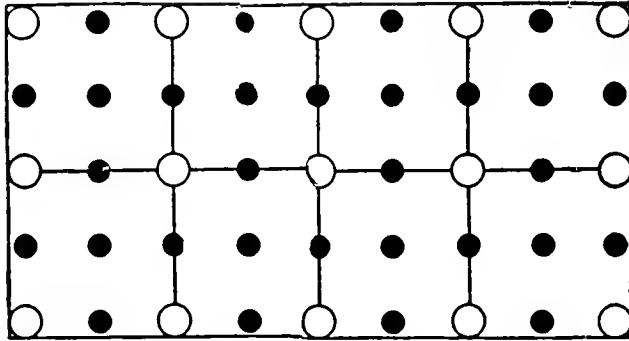
**SPECIAL Net Cash Price With Order..... \$5.25**

F. O. B. Our Nursery or Express Collect.

# Orchard and Small Fruit Planting Suggestions

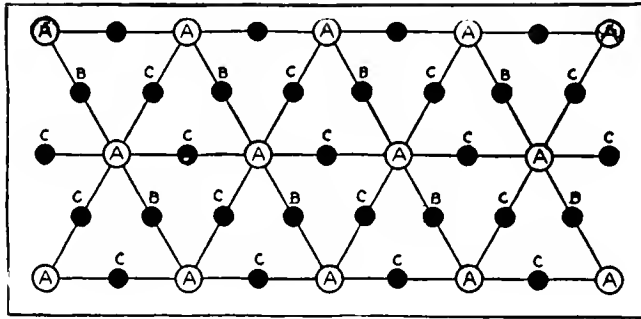
Apple orchards are usually planned in such a manner that the "permanent" trees are set at the proper distances required when they are fully grown and developed; "filler" trees are set between the permanents and can be removed as the permanent trees develop. Usually the filler trees are chosen for their compact growth and early fruiting habit, thus giving the orchardist an early income; the permanent varieties are usually chosen because of their larger, more spreading and later fruiting habits. All varieties of Peach trees make excellent fillers.

The following diagrams are ideal orchard plans:



**SQUARE PLAN for Setting Orchard.**

Open circle represents permanents, 40 feet apart; and dots fillers, 20 feet apart. The latter to be removed in twenty years. These are distances adopted by most planters.



**TRIANGULAR PLAN for Setting Orchard.**

A permanent set, 40 feet apart; C and B fillers, 20 feet apart. C fillers to be removed in fifteen years; B fillers to be removed in twenty-five years. These are distances adopted by most planters.

## Suitable Distances for Planting

| Varieties            | Feet     |
|----------------------|----------|
| Apples               | 30 to 40 |
| Apricots             | 16 to 18 |
| Asparagus, in beds   | 1 by 1½  |
| Asparagus, in fields | 1 by 4   |
| Blackberries         | 3 to 5   |
| Cherries, sour       | 15 to 18 |
| Cherries, sweet      | 18 to 20 |
| Currants             | 3 to 4   |
| Dewberries           | 3 to 5   |
| Gooseberries         | 3 to 4   |
| Grapes               | 6 to 10  |
| Horseradish          | 1 by 3   |
| Mulberries           | 10 to 12 |
| Nut Trees:           |          |
| Butternut            | 40 to 60 |
| Filbert              | 15 to 20 |
| Pecan                | 40 to 60 |
| Walnut               | 40 to 60 |
| Peaches              | 16 to 18 |
| Pears                | 18 to 20 |
| Plums                | 16 to 20 |
| Quince               | 10 to 12 |
| Raspberries          | 3 to 5   |
| Rhubarb              | 2 by 4   |
| Strawberries (See)   | 1½ by 1½ |

## Suggested Permanent Varieties

|                      |                 |
|----------------------|-----------------|
| Duchess of Oldenburg | Spitzenberg     |
| Maiden Blush         | Stark           |
| Mammoth Black Twig   | Tolman Sweet    |
| Rambo                | Winter Paradise |
| Smokehouse           | York Imperial   |

## Suggested Filler Varieties

|                   |                    |
|-------------------|--------------------|
| Delicious         | Wealthy            |
| Grimes Golden     | Winter Banana      |
| Jonathan          | Yellow Transparent |
| Stayman's Winesap |                    |

All varieties of Peach trees.

## Approximate Time Required for Our Fruit Trees to Bear Fruit After Planting

| Varieties                      | Years |
|--------------------------------|-------|
| <b>Apples:</b>                 |       |
| Delicious                      | 4     |
| Duchess of Oldenburg           | 3     |
| Grimes Golden                  | 3     |
| Hyslop Crab Apple              | 3     |
| Jonathan                       | 4     |
| Maiden Blush                   | 3     |
| Mammoth Black Twig             | 5     |
| Rambo                          | 4     |
| Smokehouse                     | 4     |
| Spitzenberg                    | 7     |
| Stark                          | 4     |
| Stayman's Winesap              | 5     |
| Tolman Sweet                   | 7     |
| Wealthy                        | 3     |
| Winter Banana                  | 4     |
| Winter Paradise                | 7     |
| Yellow Transparent             | 3     |
| York Imperial                  | 4     |
| <b>Cherries:</b>               |       |
| Sour Varieties                 | 2     |
| Sweet Varieties                | 7     |
| Mulberries                     | 3     |
| Peaches                        | 2     |
| Pears (some varieties earlier) | 5     |
| Plums                          | 2     |
| Quince                         | 2     |

## Number of Trees or Plants to an Acre


The following table will show how many trees or plants are required for an acre if planted apart at the distances specified.

| Feet Planted Apart | Number Required, Square Method | Number Required, Triangular Method |
|--------------------|--------------------------------|------------------------------------|
| 40                 | 27                             | 31                                 |
| 35                 | 35                             | 40                                 |
| 30                 | 50                             | 55                                 |
| 25                 | 70                             | 80                                 |
| 20                 | 110                            | 125                                |
| 18                 | 135                            | 155                                |
| 15                 | 195                            | 225                                |
| 12                 | 305                            | 350                                |
| 10                 | 435                            | 505                                |
| 8                  | 680                            | 775                                |
| 6                  | 1,210                          | 1,600                              |
| 5                  | 1,745                          | 2,010                              |
| 4                  | 2,722                          | 3,145                              |
| 3                  | 4,840                          | 5,590                              |
| 2                  | 10,890                         | 12,575                             |
| 1                  | 43,560                         | 50,300                             |



# INDEX

- Abelia, 12  
 Acanthopanax, 26  
 Acer, 17-18  
 Achillea, 43  
 Aconitum, 43  
 Adam's Needle, 55  
 Adiantum, 43  
 Aesculus, 18  
 Aethionema, 43  
 Agapanthus, 44  
 Agrostemma, 44  
 Ajuga, 44  
 Akebia, 41  
 Alder, 18  
 Alkanet, 44  
 Allium, 44  
 Alnus, 18  
 Alpine Daisy, 46  
 Alyssum, 44  
 Amelanchier, 26  
 Amorphia, 26  
 Ampelopsis, 41  
 Amsonia, 44  
 Amygdalus, 18  
 Anchusa, 44  
 Andromeda, 15  
 Anemone, 44-45  
 Anthemis, 45  
 Apples, 56  
 Apple Tree  
   Collection, 56  
 Apricot, 57  
 Aquilegia, 45  
 Arabis, 45  
 Arborvitae, 10-11  
 Arenaria, 45  
 Aristolochia, 41  
 Armeria, 45  
 Aronia, 26  
 Artemisia, 45  
 Asclepias, 45  
 Ash, 20  
 Asparagus, 61  
 Asphodelus, 45  
 Aster, 45  
 Astilbe, 45  
 Aubrietia, 46  
 Avens, 48  
 Azalea, 12-13, 26  
  
 Babysbreath, 48  
 Balloonflower, 51  
 Baptisia, 46  
 Barberry, 13, 27  
 Basket of Gold, 44  
 Beard Tongue, 51  
 Beautyberry, 27  
 Beautybush, 31  
 Bedstraw, 48  
 Beech, 20  
 Bellflower, 46  
 Bellis, 46  
 Bellium, 46  
 Benzoin, 26  
 Berberis, 13, 27  
 Bergamont, 50  
 Betula, 18  
 Bignonia, 41  
 Birch, 18  
 Blackberry, 60  
 Bladder-senna, 28  
 Blanket Flower, 48  
 Bleeding Heart, 47  
 Bluebeard, 27  
 Bocconia, 46  
 Boltonia, 46  
 Border Perennials  
   Collection, 55  
 Boxwood, 13  
 Buckthorn, 33  
 Buddleia, 27  
 Bugle, 44  
 Buphthalmum, 46  
 Burningbush, 14, 29  
 Bushclover, 31  
 Butterflybush, 27  
 Butterflyweed, 45  
 Butternut, 20  
 Buttonbush, 27  
 Buxus, 13  
  
 Calamint, 46  
 Calamintha, 46  
 Callicarpa, 27  
 Callirhoe, 46  
 Calluna, 13, 46  
 Calycanthus, 27  
  
 Campanula, 46  
 Campian, 50  
 Candytuft, 43, 49  
 Cannas, 40  
 Caragana, 27  
 Carnation, 46  
 Caryopteris, 27  
 Catalpa, 19  
 Catmint, 50  
 Catchfly, 53  
 Celastrus, 41  
 Celtis, 19  
 Centaurea, 46  
 Cephalanthus, 27  
 Cephalaria, 46  
 Cerastium, 46  
 Cercis, 19  
 Chamaecyparis, 5-6  
 Cheiranthus, 46  
 Chelone, 46  
 Cherry, 57  
 Chinese Lan-  
   tern, 51  
 Chokeberry, 26  
 Christmasberry, 32  
 Chrysanthemum,  
   46-47  
   Cinquefoil, 33, 51  
   Cladrastis, 19  
   Clematis, 42, 47  
   Climbing Vine  
     Collection, 42  
   Coat Flower, 54  
   Coffeetree, 20  
   Columbine, 45  
   Colutea, 28  
   Coneflower, 48, 52  
   Convallaria, 47  
   Coralbells, 49  
   Coralberry, 35  
   Coreopsis, 47  
   Coronilla, 28  
   Cornus, 19, 28  
   Cotoneaster, 14  
   Corydalis, 47  
   Corylus, 19  
   Cranesbill, 48  
   Crapemyrtle, 31  
   Crataegus, 19-20  
   Crosswort, 47  
   Crucianella, 47  
   Currant, 59  
   Cut Flowers  
     Collection, 54  
   Cydonia, 28  
   Cypress, 5-6  
   Cytisus, 28  
  
   Dahlias, 40  
   Daphne, 14  
   Daylily, 49  
   Delphinium, 47  
   Deutzia, 28-29  
   Dewberry, 61  
   Dianthus, 47  
   Dicentra, 47  
   Digitalis, 47  
   Diospyros, 20  
   Dogwood, 19, 28  
   Doronicum, 48  
   Draba, 48  
   Dragonhead, 51  
   Dropwort, 53  
  
   Echinacea, 48  
   Echinops, 48  
   Edelweiss, 50  
   Elaeagnus, 29  
   Elder, 34  
   Elm, 24  
   English Daisy, 46  
   Enkianthus, 29  
   Erica, 48  
   Erigeron, 48  
   Eriophyllum, 48  
   Erinus, 48  
   Eryngium, 48  
   Euonymus, 14-15,  
     29  
   Eupatorium, 48  
   Euphorbia, 48  
   Evening Prim-  
     rose, 50  
   Evergreen  
     Collection, 9, 16  
   Everlasting  
     Sweet Peas, 50  
   Exochorda, 29  
  
 Fagus, 20  
 False-spirea, 34  
 Fescue, 48  
 Festuca, 48  
 Filbert, 19  
 Firethorn, 16  
 Fiveleaf Aralia, 26  
 Flame Flower, 54  
 Fleabane, 48  
 Flowering  
   Almond, 33  
   Crab, 21-22  
   Cherry, 23  
   Plum, 23  
   Peach, 18  
   Quince, 28  
   Flowering Shrub  
     Collection, 37  
   Forget-me-not, 50  
   Forsythia, 29  
   Foxglove, 47  
   Fraxinus, 20  
   Fruit Tree  
     Collection, 58  
   Fruit Trees, 56-59  
   Funkia, 49  
  
 Gaillardia, 48  
 Galium, 48  
 Gayfeather, 50  
 Geranium, 48  
 Gerbera, 48  
 Geum, 48  
 Giant Scabious, 46  
 Ginkgo, 20  
 Gladiolus, 40  
 Gleditsia, 20  
 Globedaisy, 48  
 Globethistle, 48  
 Globeflower, 54  
 Globularia, 48  
 Glossy Privet, 15  
 Goldenchain, 21  
 Goldenrain-tree, 21  
 Gooseberry, 60  
 Grape Vines, 60  
 Greek-mallow, 53  
 Greek-valerian, 51  
 Gromwell, 50  
 Gymnocladus, 20  
 Gypsophila, 48  
  
 Hackberry, 19  
 Hardy Margue-  
   rite, 45  
 Hardy Pansy, 55  
 Hawthorn, 19-20  
 Heath, 48  
 Heather, 13, 46  
 Hederia, 42  
 Helenium, 48  
 Helianthemum, 48  
 Heliopsis, 48  
 Heliotrope, 54  
 Hemerocallis, 49  
 Hemlock, 11  
 Hesperis, 49  
 Heuchera, 49  
 Hibiscus, 30, 49  
 Holly, 15, 30  
 Hollygrape, 15  
 Hollyhocks, 49  
 Honeylocust, 20  
 Honeysuckle, 15,  
   32  
 Horminum, 49  
 Horseradish, 18  
 Horseradish, 61  
 Hosta, 49  
 Houseleek, 53  
 Hydrangea, 30  
 Hypericum, 30, 49  
  
 Iberis, 49  
 Ilex, 15, 30  
 Indigobush, 26  
 Inula, 49  
 Iris, 49  
 Ivy, 42  
  
 Japanese Flower-  
   ing Cherries, 23  
 Jasione, 50  
  
 Jasminum, 30  
 Jetbead, 33  
 Judas Tree, 19  
 Juglans, 20  
 Juniper, 7-8  
 Juniperus, 7-8  
  
 Kalmia, 15  
 Kenilworth Ivy, 50  
 Kerria, 30  
 King's Spear, 45  
 Knapweed, 46  
 Koeleruteria, 21  
 Kolkwitzia, 31  
  
 Laburnum, 21  
 Lagerstroemia, 31  
 Larch, 21  
 Larix, 21  
 Larkspur, 47  
 Lathyrus, 50  
 Lavandula, 50  
 Lavender  
   Cotton, 52  
 Leadwort, 51  
 Leontopodium, 50  
 Leopardbane, 48  
 Lespedeza, 31  
 Leucothoe, 15  
 Liatris, 50  
 Ligustrum, 15, 31  
 Lilac, 35-36  
 Lilies, 40  
 Lily of the Nile, 44  
 Lily-of-Valley, 47  
 Linaria, 50  
 Linden, 24  
 Linum, 50  
 Liquidambar, 21  
 Liriodendron, 21  
 Lithospermum, 50  
 Liver-ba!sam, 48  
 Lobelia, 50  
 Locust, 23  
 Loniceria, 15, 32, 42  
 Loosestrife, 50  
 Lupine, 50  
 Lupinus, 50  
 Lychnis, 50  
 Lythrum, 50  
  
 Magnolia, 21  
 Mahonia, 15  
 Maidenhair  
   Fern, 43  
 Maidenhair-  
   Tree, 20  
 Mallow, 49  
 Malus, 21-22  
 Malva, 50  
 Maple, 17-18  
 Mazus, 50  
 Meadowrue, 54  
 Mistflower, 48  
 Mockorange, 32  
 Morus, 22  
 Monarda, 50  
 Monkshood, 43  
 Mountain-ash, 24  
 Mountain-  
   Laurel, 15  
 Mulberry, 22, 59  
 Mullein, 54  
 Musk Mallow, 50  
 Myosotis, 50  
 Myrica, 22  
  
 Nandina, 15  
 Nepeta, 50  
 Nierembergia, 50  
 Ninebark, 32-33  
 Nut Trees, 59  
 Nyssa, 22  
  
 Oak, 23  
 Oenothera, 50  
 Orchard Planting  
   Suggestions, 62  
 Ox-eye, 46  
  
 Pachysandra,  
   15, 50  
 Painted Daisy, 52  
 Pansy, 50  
 Papaver, 50  
 Peach, 57-58  
 Peach Tree  
   Collection, 57  
  
 Pear, 59  
 Pearlbush, 29  
 Pea-tree, 27  
 Pecan, 59  
 Pentstemon, 51  
 Peonies, 51  
 Perennial Flax, 50  
 Periwinkle, 16  
 Persimmon, 20  
 Philadelphus, 32  
 Phlox, 51  
 Photinia, 32  
 Physalis, 51  
 Physocarpus, 32-33  
 Physostegia, 51  
 Picea, 9  
 Pieris, 15  
 Pincushion, 52  
 Pine, 9  
 Pink, 47  
 Pinus, 9  
 Planetree, 22  
 Plantainlily, 49  
 Planting  
   Suggestions, 62  
 Platanus, 22  
 Platycodon, 51  
 Plum, 59  
 Plumbago, 51  
 Plumepoppy, 46  
 Polemonium, 51  
 Polygonum, 42  
 Poplar, 22  
 Poppy, 50  
 Poppy-mallow, 46  
 Populus, 22  
 Potentilla, 33, 51  
 Primrose, 51-52  
 Primula, 51-52  
 Prunus, 23, 33  
 Privet, 31  
 Pueraria, 42  
 Pussy Willow, 34  
 Pyracantha, 16  
 Pyrethrum, 52  
  
 Quercus, 23  
 Quince, 59  
  
 Raspberry, 34, 60  
 Redbeckia, 52  
 Red Hot Poker, 54  
 Retinospora, 6  
 Rhamnus, 33  
 Rhododendron, 16  
 Rhodotypos, 33  
 Rhubarb, 61  
 Rhus, 33  
 Robinia, 23, 33  
 Rockcress, 45  
 Rockfoil, 52  
 Rockspray, 14  
 Rose-acacia, 33  
 Rose Campion, 44  
 Rose-of-Sharon, 30  
 Roses, 38-40  
 Rubus, 34  
 Russian-olive, 29  
  
 Sage, 52  
 Salix, 23, 34  
 Salvia, 52  
 Sambucus, 34  
 Sandwort, 45  
 Santolina, 52  
 Saponaria, 52  
 Sassafras, 23  
 Saxifraga, 52  
 Scabiosa, 52  
 Scotch Broom, 28  
 Scorpion-senna, 28  
 Sea Holly, 48  
 Sea Lavender, 53  
 Sedum, 52-53  
 Sempervivum, 53  
 Shadblow, 26  
 Sheep Scabious, 50  
 Sidalcea, 53  
 Silene, 53  
 Small Fruit  
   Collection, 61  
 Small Fruit  
   Planting, 62  
 Small Fruits, 59-61  
 Smoketree, 33  
 Sneezeweed, 48  
 Snowberry, 35  
  
 Snow-in-Summer,  
   46  
 Soapwort, 52  
 Sorbaria, 34  
 Sorbus, 24  
 Sourgum, or  
   Tupelo, 22  
 Special Hedge  
   Plant Offer, 26  
 Special Rock Gar-  
   den Collection, 52  
 Special Rose  
   Collection, 40  
 Special Tree  
   Collection, 24  
 Speedwell, 54-55  
 Spicebush, 26  
 Spiraea, 34-35, 53  
 Spruce, 9  
 Spurge, 15, 48  
 Stachys, 53  
 Statice, 53  
 Stephanandra, 35  
 St. Johnswort, 49  
 Stokesia, 54  
 Stoke's Aster, 54  
 Stonecrop, 52-53  
 Strawberry, 61  
 Sumac, 33  
 Sunflower, 48  
 Sunrose, 48  
 Sweetgum, 21  
 Sweet Lavender, 50  
 Sweet Rocket, 49  
 Sweetshrub, 27  
 Swordleaf Inula, 49  
 Symphoricarpos, 35  
 Syringa, 35-36  
  
 Tamarix, 36  
 Taxus, 10  
 Thalictrum, 54  
 Thermopsis, 54  
 Thrift or Sea  
   Pink, 45  
 Thuja, 10-11  
 Thyme, 54  
 Thymus, 54  
 Tilia, 24  
 Torchlily, 54  
 Transvaal  
   Daisy, 48  
 Tritoma, 54  
 Trollius, 54  
 Tsuga, 11  
 Tuberoses, 40  
 Tuliptree, 21  
 Tunica, 54  
  
 Ulmus, 24  
  
 Valeriana, 54  
 Verbascum, 54  
 Veronica, 54-55  
 Viburnum, 16,  
   36-37  
 Viola, 55  
 Violet, 55  
 Vinca, 16  
 Vitex, 37  
 Vitis, 42  
  
 Wall-Cress, 46  
 Wallflower, 46  
 Walnut, Black, 20  
   English, 20  
   Japan, 20  
 Waxmyrtle, 22  
 Weigela, 37  
 Whitecup, 50  
 Whitlowgrass, 48  
 Wild-indigo, 46  
 Willow, 23  
 Willow Am-  
   sonia, 44  
 Windflower, 44  
 Winterberry, 30  
 Wintercreeper,  
   14-15  
 Wisteria, 42  
 Wormwood, 45  
 Woundwort, 53  
  
 Yarrow, 43  
 Yellowwood, 19  
 Yew, 10  
 Yucca, 55



PLANT EXPLORATION  
AND INTRODUCTION  
Rec'd APR 4 - 1935 ★  
Approved

GOLDEN JUBILEE

See page 58 for description.

*See pages 56-61 for other desirable varieties of Fruit Trees,  
Nut Trees and Small Fruits*



THE NEW LATHAM RASPBERRY

See page 60 for description